


A Mark of Recognition



Two years ago, Smith Kline and French Research Institute received the Queen's Award for Technological Achievement resulting from H₂ receptor antagonist research and the development of cimetidine.

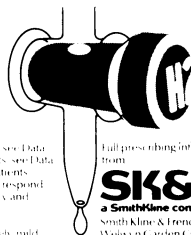
Since it became generally available over three years ago, 'Tagamet', by its unique action in reducing gastric acid, has revolutionised the treatment of disorders such as duodenal ulcer, benign

gastric ulcer and reflux oesophagitis, where acid plays a part.

For many patients it has brought a new standard of pain relief and healing. In the United Kingdom alone 'Tagamet' has been prescribed for an estimated one million patients.

Tagamet

cimetidine



PRESCRIBING INFORMATION

Presentations

Tagamet Tablets P10002, 1006 Tablets containing 200 mg cimetidine, 100, 113, 22, 500, 264, 5.
Tagamet Syrup P10002, 007, containing 200 mg cimetidine per 5 ml syrup, 200 ml, 235, 29.

Indications

Duodenal ulcer, benign gastric ulcer, reflux oesophagitis.

Dosage

Duodenal ulcer: Adults, 200 mg tds with meals and 400 mg at bedtime, 10 g/day, for at least 4 weeks for full instructions see Data Sheet. To prevent relapse, 400 mg at bedtime or 400 mg morning and evening for at least 6 months.
Benign gastric ulcer: Adults, 200 mg tds with meals and 400 mg at bedtime, 10 g/day, for at least 4 weeks for full instructions see Data Sheet.
Reflux oesophagitis: Adults, 400 mg tds with meals and 400 mg at bedtime, 10 g/day, for at least 4 weeks.

Cautions

Impaired renal function: reduce dosage, see Data Sheet. Potential for oral anti-coagulants, see Data Sheet. Prolonged treatment: observe patients periodically. Malignant gastric ulcer may respond symptomatically. Avoid during pregnancy and lactation.

Adverse reactions

Diarrhoea, dizziness, rash, tiredness. Rarely, mild gastric anastria, reversible liver damage, confusional states, usually in the elderly or severely ill, or intestinal neoplasia.

Full prescribing information is available from:

SK&F
a SmithKline company

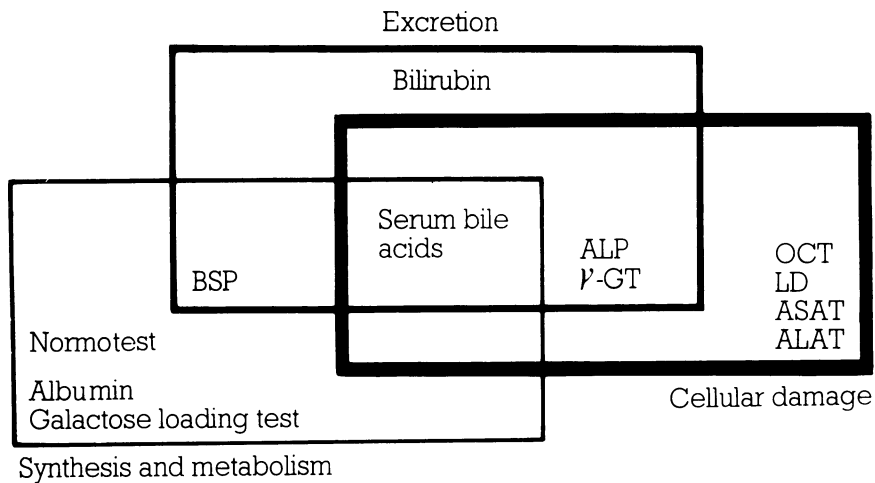
Smith Kline & French Laboratories Limited
Welwyn Garden City, Hertfordshire AL7 1JF
Telephone: Welwyn Garden City 25111
Tagamet is a trademark

© Smith Kline & French Laboratories Limited 1980

When bile acids are requested

Sterognost-3 α

Offers important information
in the diagnosis
of hepatobiliary disorders



Please send
information about Sterognost-3 α

Name: _____

Address: _____

References:

1. Skrede et al.:
Bile Acids Measured in Serum during
Fasting as a Test for Liver Disease.
Clin. Chem. 24/7, 1095 (1978).
2. Steensland, H.:
An automated method for the
determination of total bile acids in serum.
Scand.J.clin.Lab.Invest. 38, 447 (1978).
3. Farmakoterapi 1-2, 1978.



NYEGAARD & CO AS

P.O. Box 4220 Torshov, Oslo 4, Norway



Ease the spasm. Ease the mind.

LIBRAXIN

clidinium bromide and chlordiazepoxide

Clidinium bromide to calm the gut. Chlordiazepoxide to calm the mind.

Indications For the control of hypersecretion, hypermotility and emotional factors associated with gastro-intestinal disorders, such as nervous dyspepsia, peptic ulcer, cardiospasm, pylorospasm, nervous or irritable colon.

Dosage 1 or 2 tablets three or four times daily. In elderly patients, it is recommended that the initial dose be 1 tablet twice daily.

Contra-indications Because of its anticholinergic effects, Libraxin should not be given to patients suffering from glaucoma or prostatic enlargement.

Precautions Patients should avoid alcohol while under treatment with Libraxin, since the individual

ROCHE

response cannot be foreseen. Patients' reactions (driving ability, operation of machinery, etc.) may be modified to a varying extent, depending on dosage and individual susceptibility. The established medical principle of prescribing medicaments in early pregnancy only when absolutely indicated should be observed.

Side-effects Side-effects are infrequent and are controlled by reduction of dosage. They include

drowsiness, muscle weakness, dryness of the mouth, blurring of vision, constipation and hesitancy of micturition.

Presentation Libraxin tablets containing 5mg chlordiazepoxide and 2.5mg clidinium bromide in packings of 100 and 500.

Basic NHS Cost 1 tablet 3 times daily 7.4p/day ex 500 pack.

Licence Number 0031/5024

Licence Holder Roche Products Limited, PO Box 8 Welwyn Garden City, Hertfordshire AL7 3AY
Libraxin is a trade mark

Unique for Ulcerative

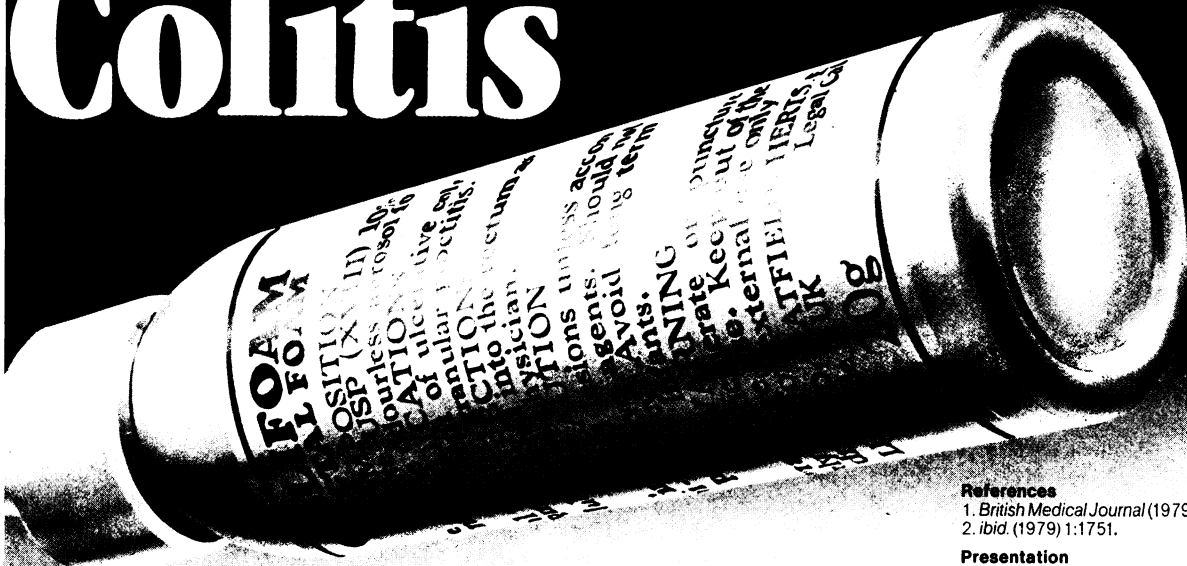


Colifoam is a unique therapy for ulcerative colitis, being a topical anti-inflammatory with exceptional benefits over the rectal enema in terms of simplicity and convenience.

Gamma photography studies^{1,2} have shown that a single dose of Colifoam remains in contact with the rectal mucosa for several hours. In one of these studies¹ the foam was seen to reach the sigmoid colon in most patients. The second study, using a different protocol which included healthy subjects, did not confirm this finding but the authors concluded:

"Unquestionably, however, the foam is more comfortable and easier to retain

n Colitis



than a retention enema, and since the patient need not be immobilised, the foam obviously has a place in outpatient practice for patients with proctitis and distal ulcerative colitis."

Colifoam: hydrocortisone acetate foam supplied in a metered dose dispenser, delivering approximately 5 ml. of Colifoam rectal foam containing 10% hydrocortisone acetate.

Colifoam

hydrocortisone acetate foam

**comfort and convenience
in ulcerative colitis**



References

1. *British Medical Journal* (1979) 2:822.
2. *ibid.* (1979) 1:1751.

Presentation

White, odourless aerosol foam containing hydrocortisone acetate 10%, with inert propellants.

Uses

Anti-inflammatory corticosteroid therapy for the topical treatment of ulcerative colitis, proctosigmoiditis and granular proctitis.

Dosage and Administration

One applicatorful inserted into the rectum once or twice daily for two or three weeks and every second day thereafter. Shake can vigorously before use (illustrated instructions are enclosed in each pack). One applicatorful of Colifoam provides a dose of approximately 90-110mg of hydrocortisone, similar to that used in a retention enema for the treatment of ulcerative colitis, sigmoiditis and proctitis. Satisfactory response usually occurs within five to seven days.

Contra-indications and Warnings etc.

Local contra-indications to the use of intrarectal steroids include obstruction, abscess, perforation, peritonitis, fresh intestinal anastomoses and extensive fistulas. General precautions common to all corticosteroid therapy should be observed during treatment with Colifoam. Treatment should be administered with caution in patients with severe ulcerative diseases because of their predisposition to perforation of the bowel wall. Safety during pregnancy has not been fully established.

Pharmaceutical Precautions

Do not refrigerate, incinerate or puncture the aerosol can. Shake vigorously before use. Keep out of reach of children.

Package Quantities

Aerosol canister containing 20g (14 applications) plus a plastic applicator and illustrated leaflet.

Basic NHS Cost

£6.90.

Product Licence No.

0036/0021

Further information is available on request from:

Stafford-Miller Limited,
Professional Relations Division, Hatfield,
Herts. AL10 0NZ.

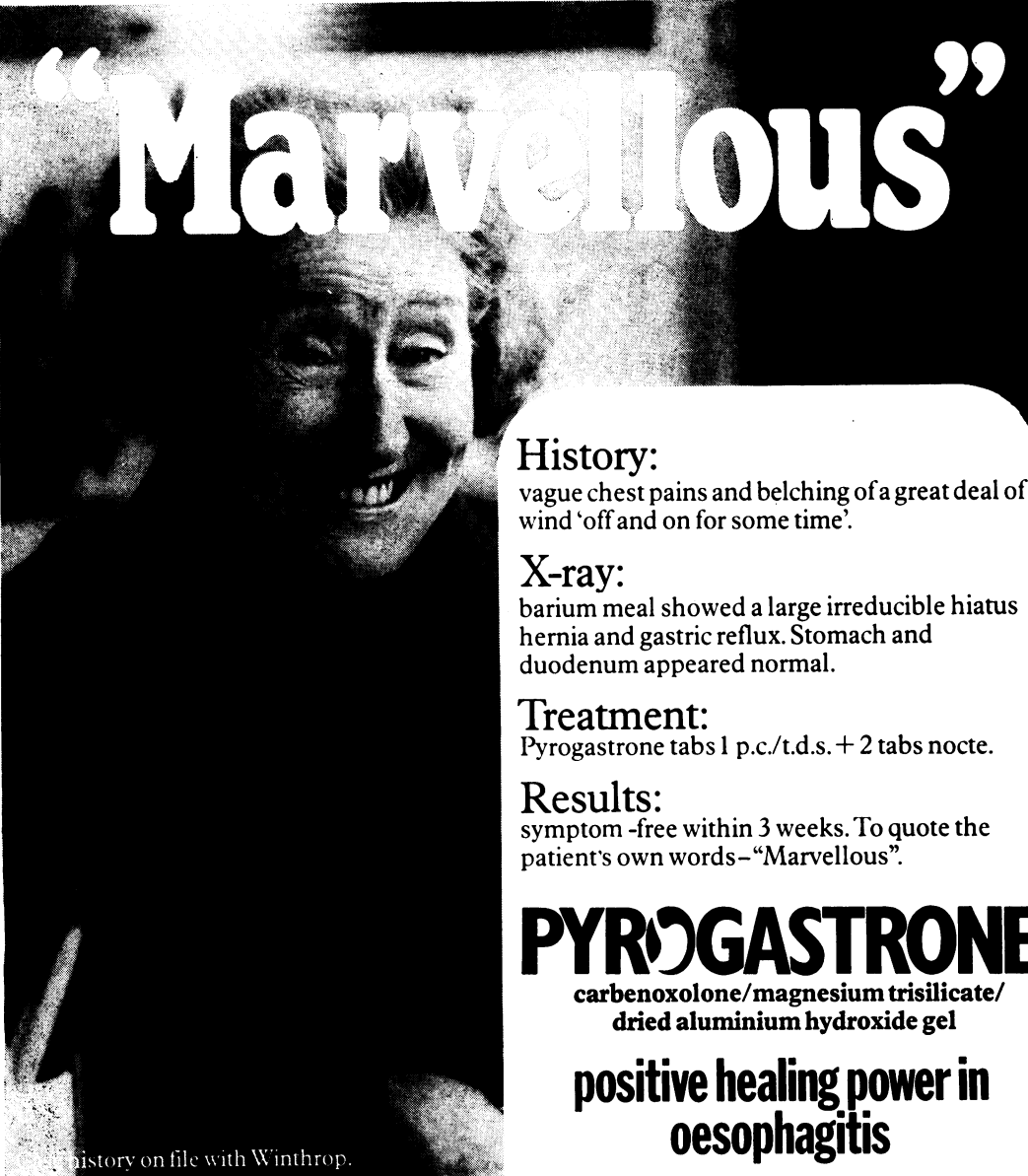
SCANDINAVIAN JOURNAL OF

Gastroenterology

CONTENTS

Volume 15, No. 1, January 1980

<i>Polyps of the Colon and Rectum: Approach to Prophylaxis in Colorectal Cancer</i> O. Kronborg	1
<i>Hemodynamic Actions of Pentagastrin</i> P. F. Hulstaert, W. J. C. Geurts, F. A. S. Brouwer, H. J. M. Beijer & G. A. Charbon	7
<i>Entero-oxyntin: A Stimulant of Gastric Acid Secretion Extracted from Porcine Intestine</i> M. Vagne & V. Mutt	17
<i>The Role of Serum Gastrin in the Secretion of Calcitonin: Studies in Patients with Pernicious Anaemia and in Healthy Subjects</i> M. Brandsborg, H. E. Nielsen, O. Brandsborg, K. J. Olsen & N. A. Løvgreen	23
<i>The NH₂-Terminal Tridecapeptide Fragment of Gastrin-17 in Serum from Duodenal Ulcer Patients</i> B. Petersen & J. F. Rehfeld	29
<i>The Metabolism of C3 in Adult Coeliac Disease</i> L. Brinch, P. Teisberg, O. Fausa & I. Åkesson	33
<i>X-Ray Examination and/or Endoscopy in the Diagnosis of Gastroduodenal Ulcer and Cancer</i> J. Kiil & D. Andersen	39
<i>Cortisol and Pancreatic Secretion—Observations on Pure Pancreatic Juice</i> L. Gullo, P. L. Costa, R. Tessari & G. Fontana	45
<i>The Role of Acute Hepatitis Type A, B, and Non-A Non-B in the Development of Chronic Active Liver Disease</i> L. R. Mathiesen, F. Hardt, O. Dietrichson, R. H. Purcell, D. Wong, P. Skinhøj, J. O. Nielsen, H. Zoffmann, K. Iversen, and the Copenhagen Hepatitis Acuta Programme	49
<i>The Importance of the Colon in Calcium Absorption following Small-Intestinal Resection</i> E. Hylander, K. Ladefoged & S. Jarnum	55
<i>Serum Group I Pepsinogens during Pregnancy</i> H. L. Waldum, B. K. Straume & R. Lundgren	61
<i>Functioning Liver Mass in Uncomplicated and Fulminant Acute Hepatitis</i> K. Ramsøe, P. Buch Andreasen & L. Ranek	65
<i>Urinary Bile Acid Excretion in Correlation to Liver Histopathology in Cystic Fibrosis</i> B. Arborg, A. Eklund, A. Norman & B. Strandvik	73
<i>Immunoglobulin-Producing Cells in Jejunal Mucosa of Children with Coeliac Disease on a Gluten-Free Diet and after Gluten Challenge</i> H. Scott, J. Ek, K. Baklien & P. Brandtzaeg	81
<i>Immunoreactive Secretin Release following Taurocholate Perfusions of the Cat Duodenum</i> L. E. Hanssen, J. Hotz, W. Hartmann, W. Nehls & H. Goebell	89
<i>The Relative Values of Serum Immuno-reactive Trypsin Concentration and Total Amylase Activity in the Diagnosis of Mumps, Chronic Renal Failure, and Pancreatic Disease</i> G. Lake-Bakaar, S. McKavanagh, B. Gatus & J. A. Summerfield	97
<i>Cimetidine for Severe Gastroduodenal Haemorrhage: A Randomized Controlled Trial</i> H. E. Carstensen, S. Bülow, O. Hart Hansen, B. Hamilton Jakobsen, T. Krarup, T. Pedersen, D. Raahave, L. B. Svendsen & O. Backer	103
<i>Viral Antibody Titres in HBs Antigen-Positive and -Negative Chronic Active Hepatitis</i> F. B. Crimmins, D. Adams, M. Ross, G. Ash, H. C. Thomas & S. Sherlock	107
<i>The Healing Rate of Chronic Gastric Ulcer in Patients Admitted to Hospital</i> D. W. Piper, J. Hunt & T. R. Heap	113
<i>Acid Response to Sham Feeding as a Test for Completeness of Vagotomy</i> O. Kronborg & D. Andersen	119
<i>Ulcerative Colitis in Childhood: Should the Rectum be Preserved at Surgery? Long-term Results in 50 Patients</i> S. Lindham & R. Lagercrantz	123



“Marvellous”

History:
vague chest pains and belching of a great deal of wind 'off and on for some time'.

X-ray:
barium meal showed a large irreducible hiatus hernia and gastric reflux. Stomach and duodenum appeared normal.

Treatment:
Pyrogastrone tabs 1 p.c./t.d.s. + 2 tabs nocte.

Results:
symptom -free within 3 weeks. To quote the patient's own words- "Marvellous".

PYROGASTRONE
carbenoxolone/magnesium trisilicate/
dried aluminium hydroxide gel

**positive healing power in
oesophagitis**

history on file with Winthrop.

Pyrogastrone (PL 0071/0138). For the treatment of oesophageal inflammation, erosions and ulcers due to hiatus hernia or other conditions causing gastric reflux and for the relief of heartburn, flatulence and other symptoms associated with reflux oesophagitis. Each tablet contains: carbenoxolone sodium B.P. 20mg, magnesium trisilicate B.P. 60mg, dried aluminium hydroxide gel B.P. 240mg, in a base containing sodium bicarbonate B.P. 210 mg and alginic acid B.P.C. 600 mg. Cartons of 100. **Adult Dosage.** One to be chewed immediately after meals, three times a day and two to be chewed at bedtime. **Basic N.H.S. Cost:** One day's treatment 56p (5 tablets). **Contraindications:** Severe cardiac, renal or hepatic failure. Patients on digitalis therapy unless serum electrolyte levels are monitored weekly to detect promptly the development of hypokalaemia. **Precautions:** Special care should be exercised with patients predisposed to sodium and water retention, potassium loss and hypertension (e.g. the elderly and those with cardiac, renal or hepatic disease) since the carbenoxolone content of Pyrogastrone can induce similar changes. Regular monitoring of weight and blood pressure which should indicate the development of such effects is advisable for all patients. A thiazide diuretic should be administered if oedema or hypertension occurs. (Spironolactone should not be used because it hinders the therapeutic action of carbenoxolone). Potassium loss should be corrected by the administration of oral supplements. No teratogenic effects have been reported with carbenoxolone sodium, but careful consideration should be given before prescribing Pyrogastrone for women who may become pregnant. Pyrogastrone is a registered trade mark. Made under licence from Biorex Laboratories Brit. Pat. No. 1390683. Further information available from:-

Winthrop Laboratories, Surbiton-upon-Thames, Surrey KT6 4PH.

WINTHROP

“...the major cause of sepsis after surgery of
the gastrointestinal tract
or female genital
tract”.

Br.Med.J. 1, 318, 1976

METRONIDAZOLE

INJECTION

proves decisive
in anaerobic
infections

Only with recent
improvements in bacterial culturing
techniques has the pathogenic role of anaerobes
in post-surgical infections been fully recognized.¹⁻³
Now 'Flagyl' Injection offers you a decisive means of treating
these infections – which are often life-threatening and often resistant
to established antimicrobials. The response to 'Flagyl' Injection is rapid and
dependable,² as it is consistently bactericidal to pathogenic anaerobes at tissue
concentrations easily achieved in treatment. Bacterial resistance is not a problem,^{2,4}
and 'Flagyl' is highly acceptable – as eighteen years of use in other indications has established.

Dosage: Treatment: adults and children over 12 years: 100 ml by intravenous infusion eight hourly, administered 5 ml per minute. Oral medication with 400 mg three times daily should be substituted as soon as this becomes feasible. Treatment for seven days should be satisfactory in most cases. Children under 12 years: as for adults but the single intravenous dose is based on 1.5 ml (7.5 mg metronidazole) per kg bodyweight and the oral dose on 7.5 mg per kg bodyweight. Prevention: adults and children over 12 years: 100 ml by intravenous infusion immediately before, during or after operation, followed by the same dose eight-hourly until oral medication (200 to 400 mg three times daily) can be given to complete a seven-day course. Children under 12 years: as for adults but the single intravenous dose is based on 1.5 ml (7.5 mg metronidazole) per kg bodyweight and the oral dose on 3.7 to 7.5 mg per kg bodyweight. Precautions: pregnancy; lactation; clinical and biological surveillance if recommended duration of treatment exceeded; dosage may be halved for patients with renal failure; avoid alcohol; if 'Flagyl' is to be given to patients receiving oral anticoagulants the dosages of the latter should be recalibrated. Side effects and adverse reactions: occasionally an unpleasant taste, furred tongue, nausea, vomiting (very rarely), gastro-intestinal disturbance. Drowsiness, dizziness, headache, ataxia, skin rashes, pruritus, inco-ordination of movement, darkening of the urine very rarely. During intensive and/or prolonged therapy, peripheral neuropathy has been reported. A moderate leucopenia has been reported but the white cell count has always returned to normal before or after treatment has been completed. Transient epileptiform

seizures in a few patients undergoing intensive, high dosage metronidazole radiosensitization therapy.

'Flagyl' metronidazole
Tablets 200 mg PL 0012/5256
400 mg PL 0012/0084
Suppositories 500 mg PL 0012/0113
1 gram PL 0012/0114
Injection 0.5% w/v PL 0012/0107

Basic NHS (as at May 1979)

Injection for i.v. infusion Bottle of 100 ml £6.40.

References 1. Willis, A.T. (1977) *Scottish Medical Journal*, **22**, 155. 2. Willis, A.T. et al. (1977) *British Medical Journal*, **i**, 607. 3. Finegold, S.M. *Anaerobic Bacteria in Human Disease*, Academic Press Inc. New York, 1977. 4. Willis, A.T. et al. (1975) *Journal of Antimicrobial Chemotherapy*, **1**, 393, 1975.

Further information is available on request.

'Flagyl' is a trade mark.
May & Baker Ltd., Dagenham,
Essex RM10 7XS.



TRADE MARK
INJECTION
the complete
anaerobicide

M&B May & Baker

A member of the Rhône-Poulenc
Group of Companies



MA6579

- The right to die and the chance to live** *Jonathan E Rhoads (USA)*
Ethics and randomised clinical trials *Gustav Giertz (Sweden)*
World Health Organisation biomedical research guidelines and the conduct of clinical trials *Withold Rudowski (Poland)*
Taboos and clinical research in West Africa *O O Ajayi (Nigeria)*
Limitations of the surgical contract *Folke Nilsson (Sweden)*
The delegation of surgical responsibility *John Cook (UK)*
Moral and ethical issues in geriatric surgery *R Reiss (Israel)*
Closing remarks on ethical problems in surgical practice *Lord Smith of Marlow*

Papers delivered at the XXIst Annual Meeting of the International Federation of Surgical Colleges held in conjunction with the 1979 Congress of the Société Internationale de Chirurgie and The International Cardiovascular Society in San Francisco, USA, 1979

Appearing in vol 6, No. 2, June 1980—JOURNAL OF MEDICAL ETHICS

Annual Subscription: Inland £16.00; Overseas US\$40.00. Single copies £4.75 (US\$11.00)

ORDER NOW FROM Professional and Scientific Publications
 Tavistock House East, Tavistock Square, London WC1H 9JR

Hypoxia and Ischaemia

*The Proceedings of a Symposium organized by the
 Royal College of Pathologists*

Edited by Basil C. Morson

Factors influencing oxygen availability ● Local factors in tissue oxygenation ● The biochemical consequences of hypoxia ● Hypoxia and the pulmonary circulation ● Hypoxia and the carotid body ● The pathology of myocardial ischaemia ● Animal models of myocardial ischaemia ● Responses of the splanchnic circulation to ischaemia ● Ischaemic bowel disease ● Ischaemia of bone ● Ischaemia of peripheral nerve and muscle ● Hypoxia and tumours ● The pathology of renal ischaemia ● Renal necrosis ● The effects of hypoxaemia in fetal sheep ● Hypoxia in the newborn infant ● Pathology of perinatal hypoxia ● The concepts of thresholds of ischaemia in relation to brain structure and function ● Structural abnormalities in neurones ● Pathology of hypoxic brain damage in man ● Experimental hypoxic brain damage

PRICE: Inland £5.00; Abroad US\$12.50 including postage

Payment must be enclosed with order or a surcharge of 50p will be made for rendering invoice and statements

This publication can be ordered *now* from
 The Publishing Manager, JOURNAL OF CLINICAL PATHOLOGY
 B.M.A. House, Tavistock Square, London WC1H 9JR

Carbenoxolone can heal gastric and duodenal ulcer

“Carbenoxolone...acts, in healing these ulcers, by restoring the gastric physiology to normal – rather than by creating a non-physiological artifice, such as that produced by antacids and H₂-receptor antagonists...”¹

2 IMPORTANT ACTIONS

1. EXTENDS LIFE-SPAN OF EPITHELIAL CELLS²

2. INCREASES MUCUS PRODUCTION³

2 IMPORTANT PRODUCTS

BIOGASTRONE

carbenoxolone

tablets for gastric ulcer

DUOGASTRONE

carbenoxolone

positioned-release capsules for duodenal ulcer

1. In "Peptic Ulcer Healing. Recent Studies on Carbenoxolone." 1978. Lancaster, MTP Press Ltd., p.1. 2. *ibid.*, pp. 9-20.
3. In 4th Symposium on Carbenoxolone. 1975. London, Butterworths, p. 161.

Biogastrone and Duogastrone are registered trade marks.

Made under licence from Biorex Laboratories. Brit. Pat. Nos. 843133 and 1093286.
Further information available from Winthrop Laboratories, Surbiton-upon-Thames, Surrey.



In dyspepsia, antacids
only cloud the issue.

Maxolon
metoclopramide
clears it.



Maxolon protects the gastric mucosa from over-long exposure to gastric acid¹ by promoting normal peristalsis and gastric emptying^{2,3}. This action contrasts with that of antacids.

By restoring the stomach's normal control, symptoms described by the patient as fullness, pain, heartburn and discomfort can be effectively treated and their recurrence prevented.⁴

To the patient, Maxolon is the simple and convenient therapy to replace his repetitive antacid prescriptions.

Prescribing Information

Indications
Dyspepsia, heartburn and flatulence associated with the following conditions e.g. Reflux oesophagitis, Gastritis, Hiatus hernia, Peptic ulcer.

Adult Dosage (oral)

Adults 10mg
1 tablet or 10ml syrup 3 times a day.
Young adults (15-20 years) 5-10mg
½ 1 tablet or 5-10ml syrup 3 times a day commencing at the lower dosage.

Note Total daily dosage of Maxolon, especially for children and young adults should not normally exceed 0.5mg/kg body weight.

Side-effects and Precautions

There are no absolute contra-indications to the use of Maxolon.

Various extra-pyramidal reactions to Maxolon, usually of the dystonic type, have been reported. The incidence of these reactions in children and young adults may be increased if daily dosages higher than 0.5mg/kg body weight are administered. The majority of reactions occur within 36 hours of starting treatment and the effects usually disappear within 24 hours of withdrawal of the drug. Should treatment of a reaction be required, an anticholinergic anti-Parkinsonian drug e.g. benapryzine, or a benzodiazepine may be used. Since extra-pyramidal symptoms may occur with both

Maxolon and phenothiazines, care should be exercised in the event of both drugs being prescribed concurrently.

Raised serum prolactin levels have been observed during metoclopramide therapy; this effect is similar to that noted with many other compounds.

Maxolon's action on the gastro-intestinal tract is antagonised by anticholinergics. Although animal tests in several mammalian species have shown no teratogenic effects, treatment with Maxolon is not advised during the first trimester of pregnancy.

Following operations such as pyloroplasty or gut anastomosis Maxolon therapy should be withheld for three or four days as

vigorous muscular contractions may not help healing.

Availability and NHS Prices

Tablets 10mg (£5.84 per 100).
Syrup 5mg/5ml (£2.42 for 200ml).

A paediatric liquid presentation and ampoules for injection are also available.

Average daily cost of Maxolon tablets (ex. 500 pack) 17p. Prices correct at January 1979. Further information is available on request to the company.

Maxolon (metoclopramide) is a product of **Beecham Research Laboratories**, Brentford, England.
A branch of Beecham Group Limited
Maxolon, BRL and the Company logo are registered trade marks.



NEW OP-SITE SKIN CLOSURE. AN OUTSTANDINGLY SIMPLE, NON-INVASIVE TECHNIQUE.

Op-Site Skin Closures represent a major new advance in surgical wound closure and have been designed to produce significant advantages over existing methods.

Being a sutureless technique, they produce no localised tension or ischaemia at the wound edge. They eliminate foreign body reactions and the risk of infection at the puncture site.

Produced from a transparent, adhesive, polyurethane membrane, Op-Site Skin Closures are easy to apply, strong and conform readily to body contours. The fenestrations along their length allow for correct appositioning of the wound.

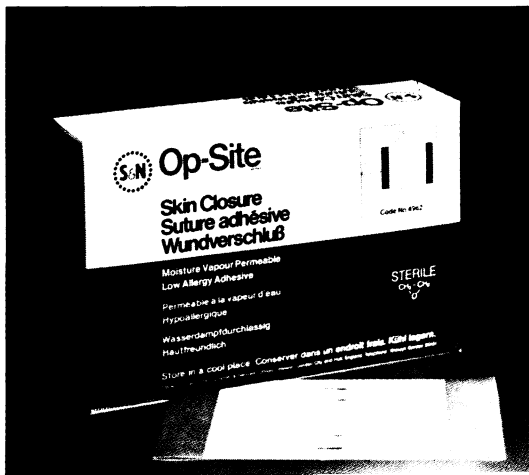
Op-Site Skin Closures are comfortable and can stay in place for up to 14 days. This, together with the non-invasive technique

employed, greatly enhances the final cosmetic effect.

Removal is painless – relieving patients, particularly children, of the anxiety normally associated with suture removal.

In clinical trials, 94 out of 100 patients were satisfactorily treated¹. They were infection free and enjoyed a superior cosmetic effect.

Contact Smith & Nephew Medical now for more details.



**Smith & Nephew
Medical**

WELWYN GARDEN CITY, HERTFORDSHIRE
TELEPHONE (0707) 3125151

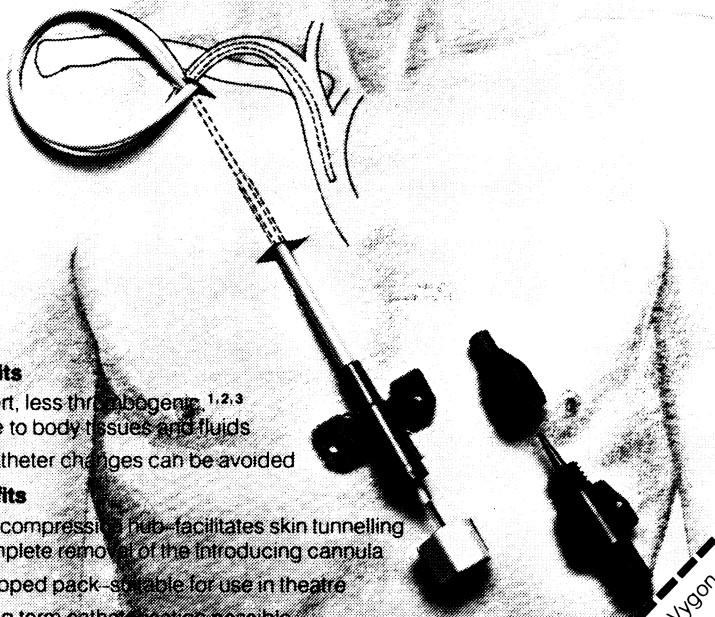
© Smith & Nephew Medical Limited 1987. All rights reserved. Smith & Nephew Medical is a registered trademark of Smith & Nephew Limited.

For standard intravenous therapy
and parenteral nutrition there are
good reasons for choosing

VYCON

Nutricath S

X ray opaque silicone catheter



Patient benefits

- Silicone—inert, less thrombogenic^{1,2,3}
non-reactive to body tissues and fluids
- Frequent catheter changes can be avoided

Clinical benefits

- Unique self-compression hub—facilitates skin tunnelling
and the complete removal of the introducing cannula
- Double-wrapped pack—suitable for use in theatre
- Silicone—long term catheterisation possible
(up to 154 days^{4,5} in situ has been recorded)
- X ray opaque throughout— aids location

1 New Eng. Jnl Med. 265:1283, 1961. 2 Br J Surg 170:144, 1975. 3 Br Jnl Clin. Eqpt. Sept. 1978.
4 Lancet. 14 Oct. 1978. 825. 5 Lancet. 5 Jan. 1980. 19.

For details of this and other catheters in Vygon's range,
complete the coupon and send it to:
Vygon (UK) Limited,
Bridge Road, Cirencester, Gloucestershire GL7 1PT
Telephone: Cirencester (0285) 67051

Please send me details of other Vygon catheters.

Name _____

Position _____

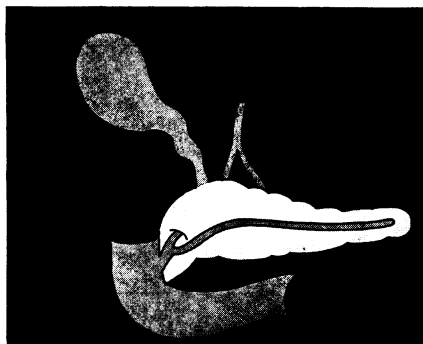
Hospital _____

Address _____

VYCON

The Pancreatic challenge!

RIA-gnost[®] Trypsin



Simple and fast double antibody radioimmunoassay


Specific for Trypsin and Trypsinogen, unaffected by Trypsin inhibitors

More specific than total α -amylase for the diagnosis of acute and chronic pancreatitis, carcinoma of the pancreas and cystic fibrosis

The first radioimmunoassay for the determination of Trypsin concentration in serum, plasma, urine and pancreatic juice.

Hoechst Aktiengesellschaft
Verkauf Pharma
ZPM/Diagnostics
D-6230 Frankfurt (Main) 80
W.-Germany

Hoechst



Manufactured by Behringwerke AG Marburg/Lahn, associated with Hoechst AG

New for Urostomy!

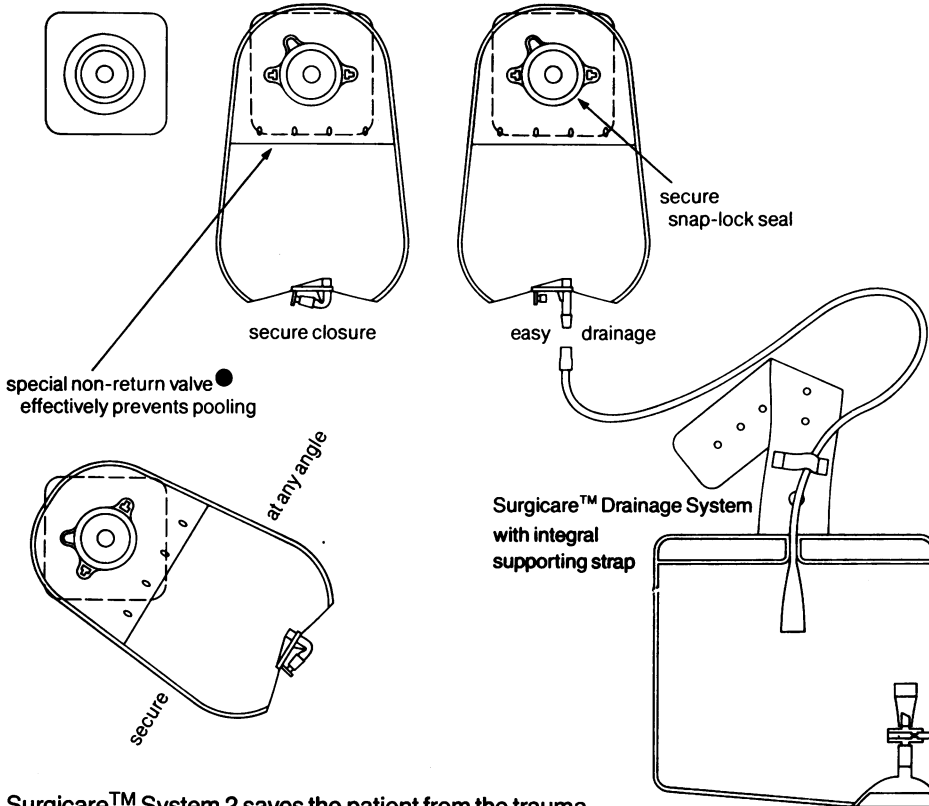
a new standard of comfort and security

SURGICARE System 2

Trademark

Stomahesive™ Flange
the best in skin care

Urostomy pouches simply snap onto the Stomahesive™ Flange



special non-return valve ●
effectively prevents pooling

Surgicare™ Drainage System
with integral
supporting strap

Surgicare™ System 2 saves the patient from the trauma of peeling off adhesive bags. The Stomahesive™ Flange can be left on the skin undisturbed for several days whilst the pouches are replaced as often as necessary. It makes possible a leak-free attachment of appliances to the skin thereby providing a unique degree of comfort free of irritation and soreness often associated with ordinary adhesives. Surgicare™ System 2 takes full advantage of these benefits which are particularly evident in the management of urostomies.

● The non-return valve permits easy access of urine to the lower part of the pouch and efficiently prevents the return of urine to pool in the area of the stoma thus the Stomahesive™ wafer is protected from the breakdown effects of urine and remains secure and leak-free for several days.

Squibb Surgicare Limited
Regal House
Twickenham TW1 3QT
Telephone 01-892 0164
Made in England
Authorised user
of the trademarks

Please send me your illustrated brochure on Surgicare™ System 2 Urostomy management
Address your envelope to Squibb Surgicare Limited, Freepost TK 245, Twickenham TW1 1BR

Name BLOCK CAPITALS

Address

No stamp required



Now available in Britain **FECATEST**®



A new test for Faecal Occult Blood with several outstanding advantages

- Reliable & accurate
- Optimum sensitivity
- Unique hygienic sample container
- Safe & very simple to use
- Proven in practice

Suitable for Laboratory, Ward or Out-patient use
FECATEST — the modern method for revealing Faecal occult
blood. For further information contact:

POLCROME LTD

7 York Street, Twickenham. TW1 3JZ Tel: 01-891 2375

HOW TO DO IT

Every doctor knows the sinking sensation induced by waiting one's turn for an examination viva and the social anxieties of changing jobs. The misery of first night nerves does not, however, disappear with time: each decade brings new challenges. On these occasions—chairing a committee, giving evidence in court, appearing on television—practical tips can be enormously helpful. The same is true of the many skills not taught in medical school—how to lecture, referee papers, edit, or use a library. All these and many more nuggets of down-to-earth advice have been collected from past issues of the *BMJ* to form a compendium for the novice—whatever his or her age or seniority.

Price: Inland £4.00;
Abroad US\$10.00
(Concessionary price to BMA
members: Inland £3.50;
Abroad US\$8.75.

When ordering BMA members must quote their membership number or the full price will be applicable.)

Payment must be enclosed with order or a surcharge of 50p will be made for rendering invoices and statements.

Order your copy now
From: The Publisher
British Medical Journal
BMA House
Tavistock Square
London WC1H 9JR
or any leading bookseller

HOW TO DO IT



EPIDEMIOLOGY FOR THE UNINITIATED

Do you know the difference between the incidence of a disease and its prevalence? How to set up a valid controlled trial? How to plan and conduct a survey? Many doctors would like to carry out some simple clinical research but find they lack basic information of this kind. The answers were published in 1978-79 in a series of BMJ articles, now collected together in book form—essential reading for anyone contemplating starting a research study.

Price: Inland £2.50;
Abroad US\$6.25.
(Concessionary price to BMA
members: Inland £2.00;
Abroad US\$5.00.

When ordering BMA members must quote their membership number or the full price will be applicable.)

Payment must be enclosed with order or a surcharge of 50p will be made for rendering invoices and statements.

Order your copy now
From: The Publisher
British Medical Journal
BMA House
Tavistock Square
London WC1H 9JR
or any leading bookseller

EPIDEMIOLOGY FOR THE UNINITIATED

