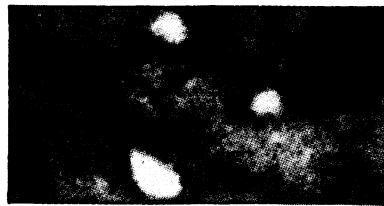




Gefarnil brings the ulcer problem down to size.



Traditional treatment in suspected or confirmed peptic ulcer cases is mostly symptomatic—geared simply to relief of pain.

Now there is Gefarnil—the unique healing agent. Its anti-ulcer properties have already been well established in animal experiments and clinical trials^{1,2,3}. Its sys-

temic action means that Gefarnil can reach ulcer sites in both stomach and duodenum, and while many other agents act by surface contact, merely providing an environment for healing, Gefarnil takes effect through its blood-tissue level, independent of conditions in the gut lumen.



The expected sequence of events with Gefarnil is as follows:

15 days—remission of symptoms (usual antacid/antispasmodic treatment advisable during this period)
30 days—ulcers no longer detectable radiographically (but still evident endoscopically)
60 days—ulcers no longer detectable endoscopically.

Only minor transient side effects occur with Gefarnil, which can thus be used with confidence not only in confirmed but also in suspected ulcer patients.

Gefarnil* is presented as capsules, each containing 50 mg. Gefarnate, and as injection solution, 50 mg. per ml.

Further information available on request.

¹ Arch. int. Pharmacodyn (1964), **147**, 113. ² Minerva Gastroenterologica (1967), **13**, 157. ³ 4th World Congress Gastroenterology (1970).



Gefarnil


60 DAYS' TREATMENT... THE RELIEF OF A LIFETIME



* trademark

 The CROOKES
Laboratories Limited
Basingstoke, Hants

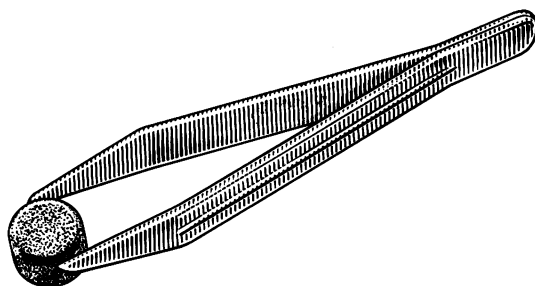
An inadequate barrier is no protection



Prolonged clinical evaluation has shown NOXYFLEX to be singularly effective against the intrusion of bacteria. NOXYFLEX literature outlines its proven uses in detail. Have you a copy?

Protection: NOXYFLEX 2.5G. Noxytiolin and 10 mgm. Amethocaine HC1
Geistlich Chester

This little tablet takes such a lot of trouble



out of amylase testing

First of the Pharmacia diagnostic reagents for the determination of biologically active substances is the Phadebas amylase *tablet* test.

Phadebas[®] Amylase Test

- No tedious preparation of reagents.
- Standardization—from tablet to tablet and bottle to bottle, reproducibility is certain. (Standard curve supplied).
- Accuracy ensured by entirely new type of starch substrate.
- Stability—no refrigeration required.
- Simplicity—less apparatus required.
- Rapidity of result.
- Highly sensitive.
- Highly precise.
- Wide range.
- Suitable for all body fluids.

Pharmacia (Great Britain) Limited
Paramount House, 75 Uxbridge Road, London, W.5.
Tel: 01-579 0102/7



Pharmacia

'In our experience and
in that of other authors
photoscanning with
⁷⁵Se-selenomethionine is a
valuable diagnostic tool in the
investigation of pancreatic disease'

Br. J. Radiol., 1967, 40: 662

In a demanding technique it is
essential that the scanning reagent
be of adequate and
consistent quality
Its continuous use for nine years
and in over 20 countries
attests to the reliability of
L-Selenomethionine-Se 75 supplied by
The Radiochemical Centre

L-Selenomethionine-Se75 injection, Code SC.1P
Full information available on request



The Radiochemical Centre Amersham England

DUOGASTRONE[®]

direct healing of duodenal ulcer

Trials suggest*

- radiological disappearance of ulcer crater
- relief of symptoms within a few days
- superiority over antacid or anticholinergic therapy
- patients can lead a normal life
- special diets are unnecessary
- even chronic cases, with a long history of symptoms, respond

Unique 'positioned release' capsules deliver the active ingredient (50 mg carbenoxolone sodium) into the duodenum.

* Further trials are in progress to study the effects of DUOGASTRONE in long-term therapy

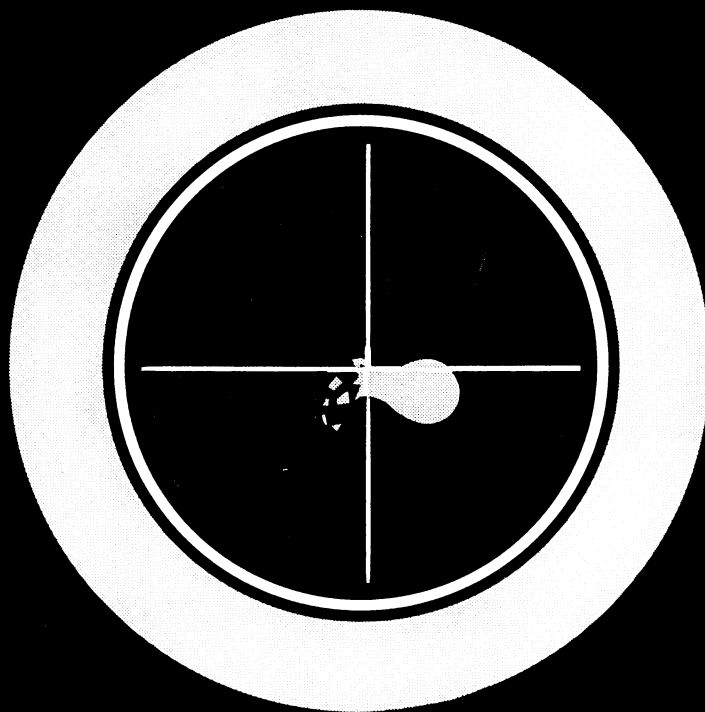


Full information available on request from

Berk Pharmaceuticals Limited Godalming Surrey England

Made under licence from Biorex Laboratories Ltd., London. Brit. Pat. Nos. 843,133 & 1,093, 286

® Regd. Trade Mark



GASTROENTEROLOGY:

The monthly seminar

You may object to our calling a medical journal a seminar. But consider it this way: each month, you share in the results of research and clinical studies of your confreres. When the after-hours free you at the end of the day's appointments, consult GASTROENTEROLOGY. You'll find:

- 1.) **Selected summaries.** Abstracts of relevant new work, with a brief expert critique.
- 2.) **Original papers.** Studies of the liver, alimentary tract, pancreas and biliary tract.
- 3.) **Case Studies.** Dealing with clinical research.

Too, there'll be editorials, symposium reports, and a "special comments" section for readers to present their views of papers that have appeared in recent issues—your chance to participate in the "monthly seminar" when you so desire.

GASTROENTEROLOGY. The official organ of the American Gastroenterological Association. From the Williams and Wilkins Company.

Published monthly/2 volumes per year/Subscription: \$25 (Resident rate: \$15.00)
Overseas postage: \$3.00

Sample Selections

Presentation of the Julius Friedenwald Medal to Andrew Conway Ivy.
M. I. Grossman

Effect of Long Term Anticholinergic Therapy on Gastric Acid Secretion, with Observations on the Serial Measurement of Peak Histalog Response.
R. P. Norgaard, D. E. Polter, J. W. Wheeler, Jr., and J. S. Fordtran.

A Controlled Study on the Use of Propantheline and Amylopectin Sulfate (SN-263) for Recurrences in Duodenal Ulcer. *D. C. H. Sun and M. L. Ryan.*

Basal and Histamine-stimulated Human Gastric Acid Secretion. Lack of Effect of Indomethacin in Therapeutic Doses. *D. H. Winship and G. C. Bernhard.*

Gastric Juice Lactic Acidosis in the Presence of Gastric Carcinoma. *D. W. Piper, M. L. Kemp, B. H. Fenton, M. J. Croydon, and A. D. Clarke.*

The Williams & Wilkins Co./428 E. Preston St./ Baltimore, Md./21202/U.S.A.

CAVED-(S)

21 Hospital Trials. Total 911 Patients

**The only Liquorice therapy free from side effects
in all hospital trials**

DEFINITELY HEALS GASTRIC ULCERS

TODAY'S DRUGS . . . *BMJ* 1970 . 1 . 159-160

"of proved therapeutic value"

"shown . . . to have antispasmodic effect"

*" . . . does not alter serum level of sodium potassium or chlorine
it does not cause retention of fluid"*

*"Healing of gastric ulcers was accelerated in patients to a statistically
significant degree"*

Gut 1969 . 10 . 299-302

THE EFFECTIVE THERAPY for DUODENAL ULCERS

*Duodenal ulcer cases showed marked symptomatic improvement. Statistical
. . . beneficial effects in drug treated group.*

Gut 1968 . 9 . 48-51

very low cost 7 days N.H.S. treatment 6s. 9d.

- ★ No contra-indications
- ★ No dietary, alcohol or smoking restrictions
- ★ No bed rest
- ★ No additional antacids necessary

CAVED-(S) contains half normal dose of antacids, but compound tablet
produced better *in-vivo* control than normal dose of antacid.

Med Welt 1963 . 18 . 1031-1034

**Hospital trial with forty chronic D.U. patients (all referred for surgery)
reports, after treatment with double the standard dose, none needed
an operation and all were relatively symptom free over one year
follow up. (Unpublished result)**



Requests for representative to call or for samples and literature to:

TILLOTTS LABORATORIES · 94 MARSHAM STREET · LONDON SW1





Nettie is no surgeon

Yet few surgeons in a lifetime handle the volume of catgut which she inspects each day. Nettie examines many thousands of strings, ruthlessly discarding all which fall below the stringent quality standards.

After 37 years with Ethicon Ltd., Edinburgh, Nettie, whose shrewd eye and nimble fingers ensure high quality standards knows no possibles only perfection.

'As the surgeon serves mankind, so ETHICON serves the surgeon'.

ETHICON, LTD.

Edinburgh

RIFOCIN[®]-M

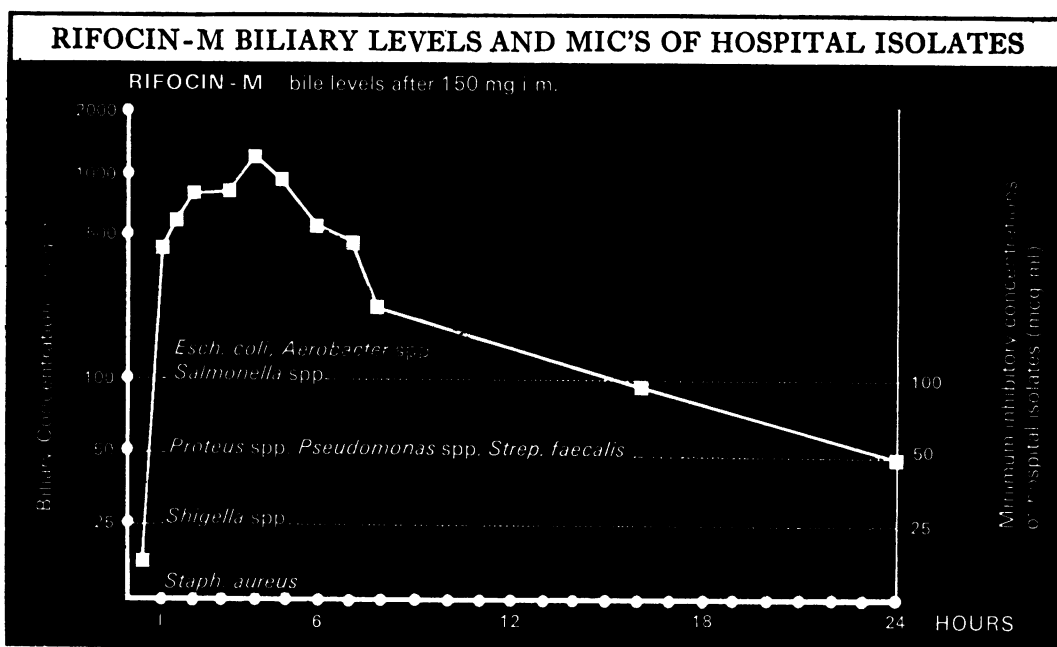
rifamide

LEPETIT

in BILIARY TRACT INFECTIONS

"... it is unique in its action in acute cholecystitis and other bacterial diseases of the biliary tract, for which it is the only specific antibiotic."¹

"A much higher proportion of the organisms found in cholangitis would be expected to be inhibited by this drug than by other antibiotics that achieve effective bile levels..."²



- * Active against penicillinase-producing organisms.
- * No cross-resistance or cross-allergenicity with other antibiotics has been demonstrated.
- * Well tolerated. No toxic reactions have been reported.
- * Dose: 150 mg intramuscularly every 8-12 hours.

RIFOCIN-M (rifamide) is a member of the RIFAMYCINS—a new group of antibiotics discovered and developed in the Research Laboratories of LEPETIT.

References: 1. *Med. J. Aust.*, 1966, **1**, 1-7. 2. *Brit. J. Pharmacol.*, 1967, **31**, 506-512.

Full information is available on request.



LEPETIT Pharmaceuticals Ltd.

Nicholson House, High Street, Maidenhead, Berks. Tel: Maidenhead 32277

GASTRIC ULCER PATIENTS STILL FILLING YOUR BEDS?

For practical purposes conventional inpatient care of a gastric ulcer carries no ultimate advantage over ambulant therapy with carbenoxolone.

The Practitioner, 1969, 202, 402.

BIOGASTRONE®

carbenoxolone sodium.

freees beds and liberates the patient

Full information available on request.



BERK PHARMACEUTICALS LIMITED
GODALMING & SHALFORD SURREY

Made under licence from Biorex Laboratories Ltd., London.
Brit. Pat. No. 843, 133 R Regd. Trade Mark. J. 2995

DEUTSCHE ZEITSCHRIFT FÜR VERDAUUNGS-UND STOFFWECHSELKRANKHEITEN

einschließlich Theorie und Praxis der Krankenernährung

Founded in 1938 by Max Bürger

Journal of the "Gesellschaft für Gastroenterologie und Ernährung der DDR". Journal of the "Deutsche Gesellschaft für Verdauungs-und Stoffwechselkrankheiten"

Edited by Prof. Dr. Martin Gülzow, Rostock, Prof. Dr. Dieter Lohmann, Leipzig, with contributions by numerous well-known scientists

1 volume in 6 numbers annually. Subscription rate per volume M. 31.80 including postage

The aim of the "Deutsche Zeitschrift für Verdauungs-und Stoffwechselkrankheiten" is to acquaint specialists of the various realms, whose scientific or practical Work is connected with this field, with the latest results. It carries on the tradition of the oldest gastroenterological journal in German, the "Archiv für Verdauungskrankheiten". Apart from the original contributions, which make up the bulk of the contents, there are topical surveys, reports about congresses from home and abroad, book discussions and discussions of important articles published in other periodicals.

Of interest to:

Gastroenterologists
Surgeons

Paediatricians
and all specialists interested in this field

Interns

ENDOKRINOLOGIE

Founded in 1928

Edited by Prof. Dr. Kurt Seidel, Jena, Prof. Dr. Emil Tonutti, Ulm, with contributions by numerous well-known scientists

2 volumes in 3 numbers each annually. Subscription rate per volume M 37.50 including postage

By publishing original papers the journal gives all scientists and physicians interested in endocrinology a cross section of modern endocrine research. Great importance is laid on experimental endocrinology, both biochemically and morphologically orientated, comparative endocrinology and clinical endocrinology in so far as it based on laboratory results. Clinical casuistry, with the exception of rare diseases with the characteristics of an experiment of nature and hormone therapy, should, however, be reserved for clinical archives. Occasionally synoptical reviews are published.

Of interest to:

Zoologists
Biologists
Biochemists

Physiologists
Pathologists

Experimenting:

Morphologists
Paediatricians
Interns



Please ask for the new prospectus

JOHANN AMBROSIUS BARTH LEIPZIG

DDR-701 Leipzig, Salomonstrasse 18 b, Postfach 109

Duphalac[®]

Lactulose

for a better response in patients with hepatic coma

The Lancet 23rd April, 1966

Treatment of Chronic Portal Systemic Encephalopathy with Lactulose.

"Lactulose controlled neuropsychiatric symptoms as well as neomycin and produced no unpleasant side effects."
... "Its action in preventing hepatic coma is presumably due to a change in bacterial flora secondary to chronic lowering of faecal pH, resulting in a decrease of production of toxic nitrogenous compounds in the colon."

The Medical Journal of Australia 1968, 2:160 (July 27)

Treatment of chronic hepatic encephalopathy with Lactulose.

"... not adequately controlled by long term neomycin therapy and dietary protein restriction. Lactulose produced marked improvement, with disappearance of flapping tremor and construction apraxia, and the patients became fully conscious and mentally more alert. This improvement continued in spite of 70-80 grammes of protein per day in their diet."

Tijdschrift voor Gastro-Enterologie 11,2, 1968.

Cirrhosis, Hyperammonaemia and Lactulose.

"Lactulose may replace neomycin with favourable results in these chronic cases, because it does not have the inconvenient side effects of neomycin such as bacterial resistance, hypersensitivity, secondary infection and moniliasis."

The New England Journal of Medicine 281, 408-412, 1969

Lactulose in the treatment of chronic portal systemic encephalopathy. A double blind clinical trial.

"... lactulose proved effective in controlling chronic portal systemic encephalopathy, enabling neomycin to be discontinued and the daily intake of protein to be doubled."

Australasian Annals of Medicine Vol. 18, No. 2, May 1969

Long-term treatment of portal systemic encephalopathy with lactulose.

"... our experience in the long term use of lactulose has been encouraging. It indicates that the drug is effective in controlling chronic and portal systemic encephalopathy and is a useful substitute for neomycin."

Duphalac syrup contains lactulose 50% W/W, lactose 5% W/W and galactose 8% W/W. Supplied in bottles of 200 ml. and 2 litres. Further information is available on request.