

**Do you want
to stop his pain...
..or heal his ulcer?**

Why not do both at once?

DUOGASTRONE[®]



BIOGASTRONE[®]



Full details available on request

J.3572

A completely new concept in the

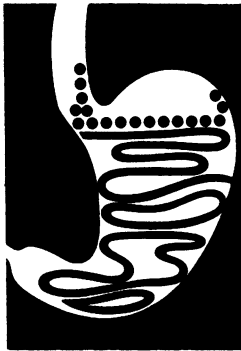


treatment of hiatus hernia

'Gaviscon' is an advance on previous therapies because it has physical and chemical properties that are particularly suited to the problems of the conservative management of hiatus hernia.

'Gaviscon' stays longer where it's needed most

In the treatment of hiatus hernia, 'Gaviscon' has a unique physical mode of action. Taken after each meal it forms a demulcent gel which floats on top of the



stomach contents and gently occludes the cardiac sphincter for up to 4 hours. Gastric reflux is thus physically suppressed and the irritated sphincter allowed to recover and resume its normal competence. Being completely physical in its mode of action, Gaviscon is more efficient than chemical agents and does not carry the risk of masking symptoms. Originally developed from work carried out on X-ray contrast media, its physical action has been conclusively demonstrated in clinical trials.

'Gaviscon' prevents pain caused by acid reflux



Demulcent 'Gaviscon' covers the cardia suppressing acid reflux but should intra-abdominal pressure increase 'Gaviscon' moves up into the oesophagus soothing and protecting the mucosa in the hernial pouch. By physically preventing auto-digestion 'Gaviscon' effectively relieves the pain and allows the inflamed oesophagus to recover. In the form of 'Infant Gaviscon' the treatment has proved extremely useful in cases of gastric reflux in premature babies and infants.

■ Breaks the vicious circle of acid reflux—sphincter irritation and incompetence—acid reflux. ■ Simplifies the diagnosis of reflux oesophagitis. ■ Often postpones or avoids the need for surgery. ■ Ideal for long term prophylaxis.



GAVISCON^{Regd.}

Gastric Reflux Suppressant

'Gaviscon': Supplied as chewable granules in single-dose (5 gramme) sachets containing Alginic Acid B.P.C. 0.521 g, Sodium Alginate B.P.C. 0.521 g, Magnesium Trisilicate B.P. 0.052 g, Dried Aluminium Hydroxide Gel B.P. 0.208 g, Sodium Bicarbonate B.P. 0.177 g, in a chocolate flavoured base containing 2.1 g sucrose.

A single-dose is recommended after each meal and at bedtime.



Further information available on request from:
Reckitt & Colman Pharmaceutical Division, Hull

SCANDINAVIAN JOURNAL OF GASTROENTEROLOGY

Volume 6, No. 2, 1971

CONTENTS

Review: B. Uvnäs: <i>Role of Duodenum in Inhibition of Gastric Acid Secretion</i>	113
E. Hietanen & O. Hänninen: <i>Comparison of Mucosal Metabolism in the Small Intestine of Specific Pathogen-free and Conventional Rats</i>	127
Catherine, Figarella & T. Ribeiro: <i>The Assay of Human Pancreatic Phospholipase A in Pancreatic Juice and Duodenal Contents</i>	133
K. Herfort, J. Sobra, P. Frič & A. Heyrovský: <i>Familial Hyperlipoproteinemia and Exocrine Pancreas</i>	139
N. K. Kwong, B. H. Brown, G. E. Whittaker & H. L. Duthie: <i>Response of the Electrical Activity, Motor Activity, and Acid Secretion of the Human Stomach to Pentagastrin and Histamine Stimulation</i>	145
A. Berstad & J. Myren: <i>Effect of Oxyphenyclimine Hydrochloride on Basal Gastric Secretion of Acid and Pepsin in Man</i>	155
E. Gjone, J. P. Blomhoff & Ingrid Wiencke: <i>Plasma Lecithin:Cholesterol Acyltransferase Activity in Acute Hepatitis</i>	161
J. E. Berk, K. H. Ibsen & C. Blau: <i>Modified Tetracycline Fluorescence Test for Gastric Cancer: Preliminary Results</i>	169
I. Szantay, S. Cotul, O. Fodor & St. Popescu: <i>Intragastric Secretion of I¹³¹ in Duodenal Ulcer under Basal Conditions and Following Histamine and Insulin Stimulation</i>	173
J. Engström, K. Hellström, L. Högman & B. Lönnqvist: <i>Microorganisms of the Liver, Biliary Tract and Duodenal Aspirates in Biliary Disease</i>	177
J. M. Limbosch, J. de Graef & A. Gerard: <i>Effect of Insulin on Acid and Pepsin Secretion in Vagotomized and Non-Vagotomized Patients Already Stimulated by Pentagastrin</i>	183
H. Sarles, C. Crotte, A. Gerolami, Annie Mulé, N. Domingo & J. Hauton: <i>The Influence of Calorie Intake and Dietary Protein on the Bile Lipids</i>	189
Index	

Issued 15 April 1971

THE SCANDINAVIAN JOURNAL OF GASTROENTEROLOGY publishes original papers in gastroenterology and pertinent fields of nutrition. Each issue contains about 100 pages; eight issues form one annual volume. Supplements are supplied free of charge to subscribers. The subscription price, including postage, is N. kr. 220.- (U.S. \$36.-) payable in advance.

Editorial Correspondence

Manuscripts should be addressed to the managing editor. The Scandinavian Journal of Gastroenterology has no objection to the reproduction of short passages and illustrations from this journal without further formality than acknowledgement of the source.

Business Communications

Business communications, including subscriptions and orders for reprints or advertisements, should be sent to the publishers.

Publishers

UNIVERSITETSFORLAGET
P.O. Box 307, Blindern, Oslo 3 Norway

Maxolon

a powerful anti-emetic

restores normal gastric motility

Maxolon is a well proven anti-emetic. It acts both on the trigger zone of the vomiting centre and on the afferent nerves leading from the stomach; in addition, it restores gastric motility. All three actions are responsible for Maxolon's high rate of success as an anti-emetic¹ but it is the third action, in particular, which is attracting fresh clinical interest because of its applications in other fields. With Maxolon, symptomatic treatment of some forms of gastro-intestinal disturbance is taking a completely new direction.



Maxolon increases gastric antral contractions² both in size and strength, and speeds gastric emptying³.

Because of its unique action, Maxolon is already proving extremely valuable in the treatment of gastric stasis, and nausea and vomiting associated with conditions such as gastritis. Maxolon is a unique compound—its efficacy is well documented. Recent work is also confirming its value in a wider range of gastrointestinal conditions.

1. Brit. J. clin. Pract., (1967), 21, 457.
2. Gastroenterology, (1967), 52, 676.
3. Brit. J. Radiol., (1970), 43, 31.

Further information is available on request.

Maxolon *a powerful anti-emetic and so much more*



Maxolon* (metoclopramide) is a product of
Beecham Research Laboratories, Brentford, England.

*regd



Duphalac[®]
Lactulose

**for a better response
in patients
with hepatic coma**

The Lancet 23rd April, 1966

Treatment of Chronic Portal Systemic Encephalopathy with Lactulose.

"Lactulose controlled neuropsychiatric symptoms as well as neomycin and produced no unpleasant side effects."
... "Its action in preventing hepatic coma is presumably due to a change in bacterial flora secondary to chronic lowering of faecal pH, resulting in a decrease of production of toxic nitrogenous compounds in the colon."

The Medical Journal of Australia 1968, 2:160 (July 27)

Treatment of chronic hepatic encephalopathy with Lactulose.

"... not adequately controlled by long term neomycin therapy and dietary protein restriction. Lactulose produced marked improvement, with disappearance of flapping tremor and construction apraxia, and the patients became fully conscious and mentally more alert. This improvement continued in spite of 70-80 grammes of protein per day in their diet."

Tijdschrift voor Gastro-Enterologie 11,2, 1968.

Cirrhosis, Hyperammonaemia and Lactulose.

"Lactulose may replace neomycin with favourable results in these chronic cases, because it does not have the inconvenient side effects of neomycin such as bacterial resistance, hypersensitivity, secondary infection and moniliasis."

The New England Journal of Medicine 281, 408-412, 1969

Lactulose in the treatment of chronic portal systemic encephalopathy. A double blind clinical trial.

"... lactulose proved effective in controlling chronic portal systemic encephalopathy, enabling neomycin to be discontinued and the daily intake of protein to be doubled."

Australasian Annals of Medicine Vol. 18, No. 2, May 1969

Long-term treatment of portal systemic encephalopathy with lactulose.

"... our experience in the long term use of lactulose has been encouraging. It indicates that the drug is effective in controlling chronic and portal systemic encephalopathy and is a useful substitute for neomycin."

Duphalac syrup contains lactulose 50% W/W, lactose 5% W/W and galactose 8% W/W. Supplied in bottles of 200 ml. and 2 litres. Further information is available on request.

duphar

DUPHAR LABORATORIES LIMITED BASINGSTOKE HANTS. TEL 0256 26351
DISTRIBUTORS IN EIRE - PHILIPS-DUPHAR (IRELAND) LIMITED RAINSFORD STREET DUBLIN 8 TEL DUBLIN 754271



***The combative role
of Noxyflex against bacteria
is seen to be singularly effective
when compared
with the whole barrage
of alternative treatments***

When Noxyflex is applied directly to the site of existing or potential infection its effectiveness is undeniable. The latest Noxyflex literature contains a comparison of 'percentages' which points to the superiority of Noxyflex when compared with alternative treatments. Have you a copy?



Noxyflex
Geistlich Chester

2.5G. Noxytiolin and 10 mgm. Amethocaine HCl

How many of the drugs you prescribe are as well documented as Alka-Seltzer?

TRADE MARK

In the booklet 'A Scientific Assessment of Alka-Seltzer' no less than forty-three sources of reference are quoted - and that represents only part of the documentation available on the product. Based on these references the facts about Alka-Seltzer are presented in explicit detail:

Physico-chemical studies - on pH, solubility, ionisation and fat-solubility, antacid and buffering action *in vitro*.

Pharmacological studies - on

antacid and buffering action *in vivo*, effect on gastric emptying, absorption, salicylate blood levels, excretion.


Therapeutic studies - on its antacid and analgesic properties.

Safety studies - on the difference between sodium acetylsalicylate and acetylsalicylic acid, gastroscopic observations, faecal blood loss, and special studies related to alcohol ingestion.

The total picture that emerges

is that of a safe and effective home remedy which is as well documented as many ethical prescription items.

For every doctor who is concerned about the subject of self-medication 'A Scientific Assessment of Alka-Seltzer' makes instructive reading. Copies available from: Dept G 11, Miles Laboratories Limited, Stoke Court, Stoke Poges, Bucks.



ORABOLIN (ethylestrenol) and phenformin

A NEW APPROACH TO THE PROPHYLAXIS OF POST-SURGICAL THROMBOEMBOLIC DISORDERS

August 1968

'phenformin when combined with ethylestrenol favourably influences four factors related to thrombosis, that is, fibrinolysis, plasma fibrinogen, platelet stickiness and serum cholesterol'.
Brit. M.J. (1968) 3, 498

February 1970

'about a third of all patients over the age of 40 undergoing an operation will develop thrombosis and (that) half of these are clinically undetectable.'
Editorial (1970) Lancet 7, 395

January 1971

'in patients who have recurrent deep vein thrombosis, treatment with phenformin and ethylestrenol which increases blood fibrinolytic activity may prove beneficial.'
Lancet (1971) 1, 242

NOW—1971

CONFIRMATION THAT ORABOLIN AND PHENFORMIN REDUCE POSTOPERATIVE FIBRINOLYTIC SHUT-DOWN

Lancet (1971) To be published.

Dosage: 4 mg Orabolin (ethylestrenol) b.d. and 50 mg Phenformin b.d. commencing three weeks before operation.

Contra-indications: Pregnancy or history of abnormal liver function tests.

Precautions: Anticoagulants, if administered, will need to be reduced in dosage, the amount of reduction being judged by the prothrombin time. In diabetes, careful control of diet and

frequent blood sugar estimations.

Side Effects: Phenformin may cause gastro-intestinal upsets; this complication is reduced by the use of delayed-action capsules. Long-term ethylestrenol therapy may cause amenorrhoea. Liver function is not affected in the recommended therapeutic dosage.

Form and Packs: 2 mg Orabolin (ethylestrenol) tablets in bottles of 100 and 500.



For further information on this interesting development contact:

Organon Laboratories Ltd · Crown House · Morden · Surrey

EDIZIONI MINERVA MEDICA

Quarterly Index

**MINERVA MEDICO-
BIBLIOGRAFICA**

A list of the world's medical, surgical
and specialist literature.

Annual subscription rate \$25.00

Italian Medical Journal in
English.

PANMINERVA MEDICA

The Journal of the Italian Medical
Association Monthly Review of
Italian Medicine.

Annual subscription rate \$13.30

EUROPA MEDICOPHYSICA

Official Organ of the European Federation of Physical and Rehabilitation Medicine and of the
Italian Society of Physical and Rehabilitation Medicine. Quarterly publication.

Annual subscription price \$11.65

INTERNATIONAL MEDICAL JOURNAL IN ENGLISH

**THE JOURNAL OF
SPORTS MEDICINE AND
PHYSICAL FITNESS**

Official Journal of the "Fédération
Internationale de Médecine Sportive".
Quarterly publication.

Annual subscription rate \$10.00

**THE JOURNAL OF
CARDIOVASCULAR
SURGERY**

Official Journal of the International
Cardiovascular Society.
Bi-monthly publication.

Annual subscription rate \$13.30

EDIZIONI MINERVA MEDICA

corso Bramante 83-85 - Torino - Italy

THE LIQUORICE REVOLUTION

CAVED-S contains the only patented liquorice with a standardised dose. Free from side effects (Oedema etc.) and yet powerfully antispasmodic, that heals Gastric Ulcers. (BMJ.1970 1.55-160 Gut 1969 10.299-302) and effective treatment for Duodenal Ulcers (Gut.1968 948.51)

CAVED-S contains half normal dose of antacid but compound tablets produced better in VIVO control than normal dose of antacid. MED WELT. 1963 18 1031; 1034

CAVED-S
the ulcer fighter



Tillotts Laboratories, 44 Lupus Street, London, S.W.1. Tel: 01-828 3641



No nourishment here...

... unless an adequate supply of pancreatic enzymes is available to complete digestion.

Pancrex V is the most effective preparation for replacing pancreatic secretion in the gut. It is indicated in cystic fibrosis of the pancreas, chronic pancreatitis, pancreatectomy, post gastrectomy malnutrition* and in all digestive disorders where a relative deficiency of pancreatic enzymes is a contributory factor. Pancrex V is a preparation of whole dried pancreas having a tryptic activity approximately equal to 5 times that of Pancreatin B.P.

Pancrex V

References: *(1968). *Gut*, 9, 576
Diseases of Children (1964). Blackwell, Oxford.
Diseases of Infancy and Childhood, 8th Edn. (1962). Churchill, London.
(1960). *Lancet*, 1, 365.
(1958), *Brit. med. J.*, 2, 1039.

RIFOCCIN[®]-M

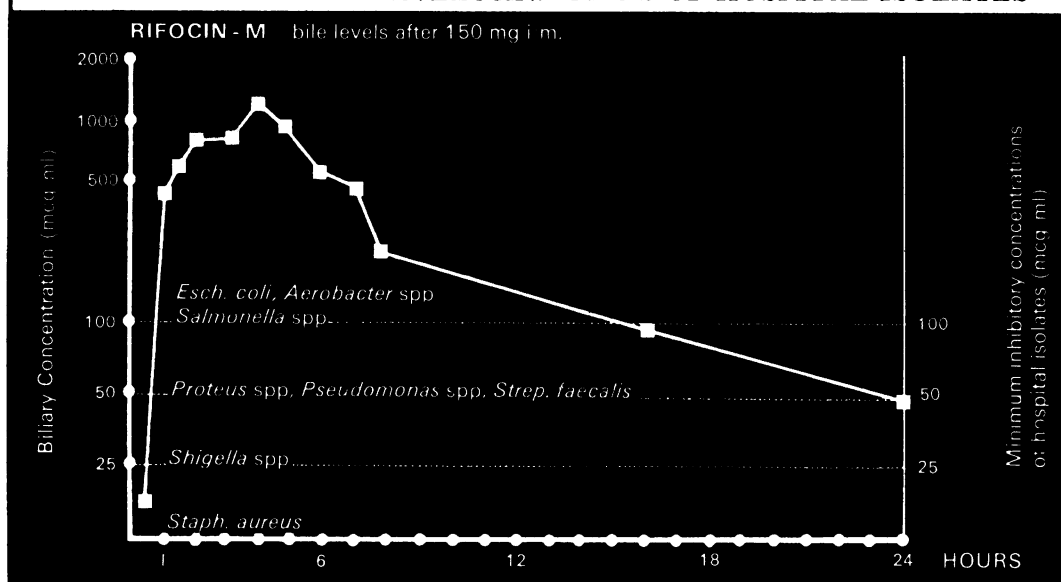
rifamide LEPETIT

in BILIARY TRACT INFECTIONS

"... it is unique in its action in acute cholecystitis and other bacterial diseases of the biliary tract, for which it is the only specific antibiotic."¹

"A much higher proportion of the organisms found in cholangitis would be expected to be inhibited by this drug than by other antibiotics that achieve effective bile levels..."²

RIFOCCIN-M BILIARY LEVELS AND MIC'S OF HOSPITAL ISOLATES



- * Active against penicillinase-producing organisms.
- * No cross-resistance or cross-allergenicity with other antibiotics has been demonstrated.
- * Well tolerated. No toxic reactions have been reported.
- * Dose: 150 mg intramuscularly every 8-12 hours.

RIFOCCIN-M (rifamide) is a member of the RIFAMYCINS—a new group of antibiotics discovered and developed in the Research Laboratories of LEPETIT.

References: 1. *Med. J. Aust.*, 1966, **1**, 1-7. 2. *Brit. J. Pharmacol.*, 1967, **31**, 506-512.

Full information is available on request.



LEPETIT Pharmaceuticals Ltd.

Nicholson House, High Street, Maidenhead, Berks. Tel: Maidenhead 32277

New Books from Blackwell

The Plain X-ray in the Diagnosis of the Acute Abdomen

M. H. Gough, M.S. (Lond.), F.R.C.S. (Eng.), and M. W. L. Gear M.A. F.R.C.S. (Eng.). 1971. 194 pages, 78 illustrations. £3.50

This is a book designed to help the student, houseman or surgical registrar presented with the common and often difficult problem of diagnosis of a patient with acute abdominal pain. Description of the plain X-ray film of the abdomen, and chest, in the diagnosis of the acute abdomen has previously received little attention in the surgical literature. Taken in conjunction with a history and clinical examination the plain X-ray may provide invaluable help in reaching or confirming a diagnosis. The book provides typical examples of X-rays of the common, and a few less common, conditions which present as abdominal emergencies. An introductory chapter discusses the scope of the investigations, describes a routine for examining the plain abdominal X-ray and gives examples of the normal appearances of the abdominal wall and viscera. The final chapter illustrates some of the various 'opacities' seen on X-ray films which may be, but are often not, relevant to the presenting condition. Radiological techniques involving the use of contrast media are not discussed but mention is made in the text when such investigations might be of help. The value of this work as a practical handbook for the clinician is enhanced by the inclusion of a list of presenting clinical features and differential diagnoses in the legend accompanying each X-ray.

The Acute Abdomen in Infancy and Childhood

John G. Raffenberger, M.D., Ruth A. Seeler, M.D., and Rogelio Moncada, M.D. 1971. 140 pages, 110 illustrations. Lippincott, £6.00

Diseases of the Liver and Biliary System

Sheila Sherlock, M.D. (Edin.), F.R.C.P., F.R.C.P.E., F.A.C.P. (Hon.). *Fourth Edition*, 1968 (*Revised Third Printing*, 1971). 832 pages, 290 illustrations (15 colour). £5.25

Atlas of Gastrointestinal Surgery

Komei Nakayama, M.D. 1970. 656 pages, 1500 illustrations. Lippincott, £21.00

Diseases of the Liver

Edited by Leon Schiff, M.D., Ph.D. *Third Edition*, 1970. 1102 pages, 400 illustrations. Lippincott, £19.75

Gastrointestinal Pathology

Basil C. Morson, V.R.D., M.A., D.M., F.R.C.PATH., and I. M. P. Dawson, M.A., M.D., F.R.C.P. Autumn 1971. 900 pages, fully illustrated. About £10.00

Lecture Notes on Gastroenterology

Richard D. Tonkin, M.D., F.R.C.P., and J. A. Parrish, M.D., M.R.C.P. 1968. 224 pages. £1.25

Blackwell Scientific Publications · Oxford and Edinburgh

TODAY'S DRUGS

The problem facing the prescribing doctor today is choice. Catalogues of drugs—no matter how detailed—are of little help unless accompanied by advice on which drug to give for what condition. So this edition of "Today's Drugs" not only gives a full account of the drugs but also includes clear accounts of the management of common conditions such as urinary infections and epilepsy.

This edition differs from the earlier one in other ways. It deals with only three subjects— infections, vitamin deficiencies and anaemias, and disorders of the nervous system. Further volumes will be published at intervals of about a year, and by the time the whole field of therapeutics has been covered this first volume will have become obsolete and due for replacement. In order to further emphasize the ephemeral nature of books on therapeutics—and to cut costs—the book is a paperback.

Demy Octavo

Paperback


224 pages

Price £1.00 (U.S.A. \$3.00) including postage

ORDER YOUR COPY NOW FROM

The Publisher, BRITISH MEDICAL JOURNAL, B.M.A. House,
Tavistock Square, London WC1H 9JR, or through any leading bookseller

Photograph by courtesy of B.O.A.C.



your journal by air mail

Many subscribers prefer to receive their copy of *GUT* within a few days of its publication by having it sent by air mail.

This is a service for all subscribers at the following annual rates which are charged in advance and in addition to the normal annual subscription rate.

If you reside in		Air Mail Charges
Area A <i>(Examples)</i>	Middle East, Cyprus, and Spanish N. & W. Africa etc.	£5.50
Area B <i>(Examples)</i>	Rest of World, including North America etc.	£7.25 (U.S.A. \$17.50)
Area C <i>(Examples)</i>	Australasia & Far East etc.	£8.50

Subscribers who wish to take advantage of this air mail service should write direct to The Subscription Manager, *GUT*, B.M.A. House, Tavistock Square, London WC1H 9JR, England.