


**You may convince yourself that
eyeless needled sutures are a luxury
But can you convince Linda?**



ETHIC N

TRADE MARK


Who can justify the cost?



Eyeless needled sutures have helped minimise Linda's Appendicectomy incision scar and the effect, in later life will be appreciated. However, justification on a straight pound for pound, penny for penny basis is almost as hard to cost as skill.


MINIMAL TRAUMA

ETHICON swaged needle draws a single strand suture through tissue easily. No dull or broken needles, no frayed or torn sutures and no large eye or double strand to pull through friable tissue.



SUPER SMOOTH PASSAGE

ETHICON super-smooth needles pass easily, with minimal resistance through the toughest tissue. You get a sharp new needle every time.




There are certain undisputed facts.

With ETHICON* eyeless needled sutures, you can count on getting a new sharp needle every time.

You won't be wasting the valuable time required by skilled personnel for the preparation of an eyed needle from one operation to another. You'll have less risk of needle breakage or fraying and torn sutures.


These are advantages which are hard to put in straight financial terms.

ETHICON eyeless needled sutures in cuticular work save time...reduce inventory...minimise trauma.



ETHICON SLIM BLADE

A needle with an elongated cutting blade providing the smooth controlled penetration plastic surgeons so much desire when working on skin. Extended flats incorporated into the body ensure stability in a needle holder.



ETHICON STRAIGHT CUTTING NEEDLES (Sims)

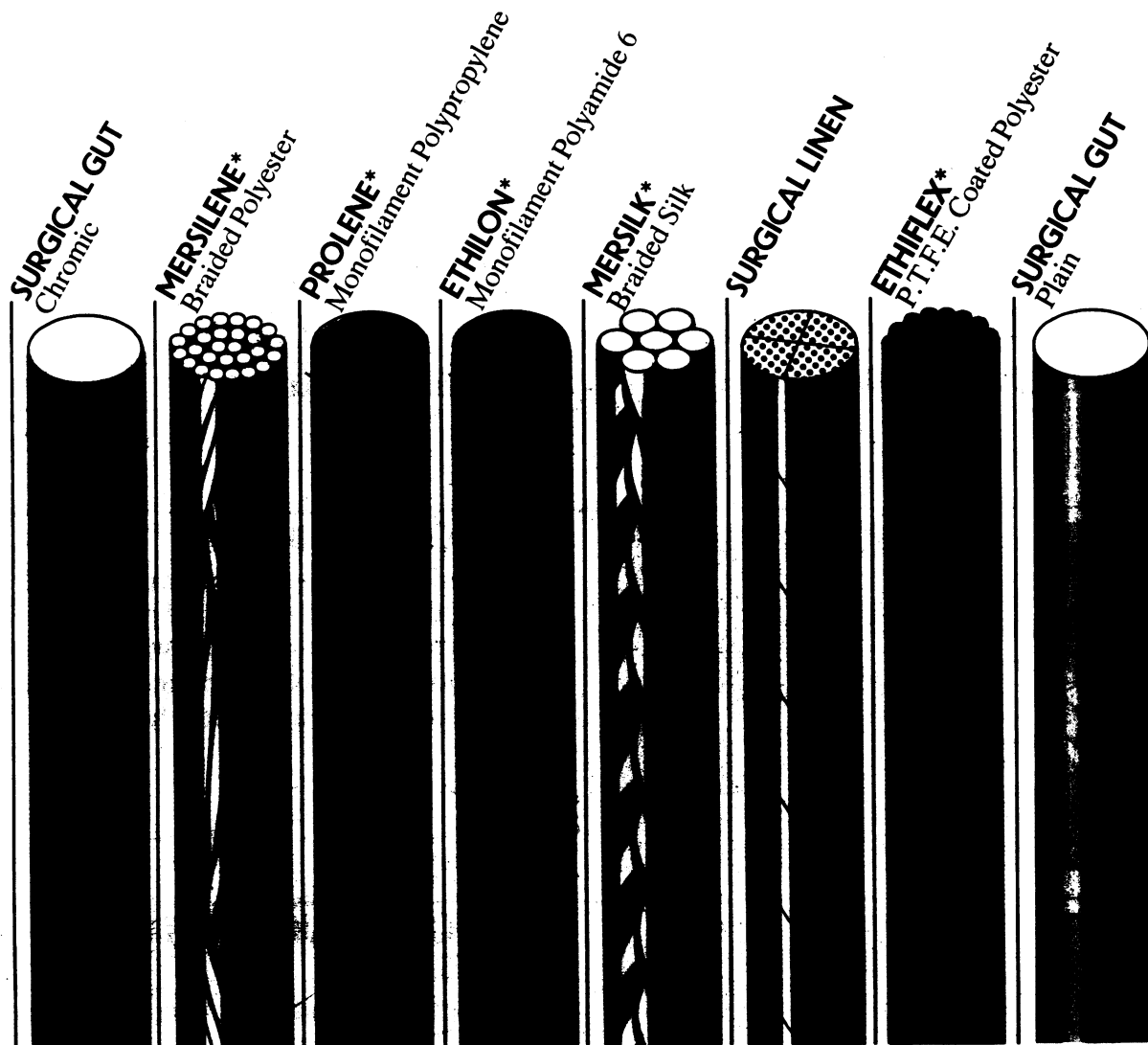
A range of stainless steel straight cutting needles. The points are precision-honed to penetrate more easily and needles are tempered for optimum strength and flexibility.

The perfect needle matched to the perfect suture.

Choose from 8 tried and tested suture materials, each designed for specific surgical tasks, each securely swaged to a needle of your choice.

ETHICON eyeless needed sutures are supplied in easy to use

sterile packs. Absorbable and non-absorbable, materials made to the most exacting standards, assuring you of dependability you can count on, case after case, day after day, year after year.



© ETHICON LTD. 1974 * Trade Mark

ETHICON
Leadership in wound repair

ETHICON LTD., Bankhead Avenue, Edinburgh EH11 4HE, Scotland.

Duogastrone is receiving full recognition



In recent years, increasing use of the fibroscope has confirmed what clinical papers* have been saying for some time—Biogastrone and Duogastrone are highly effective, specific ulcer-healing agents. What is more—both gastric and duodenal ulcers have been seen to heal more rapidly than with other treatments. And because they eliminate the need for long-term treatment with antacids or anti-cholinergics, these preparations make economic, as well as therapeutic sense.

** more than 40 English language papers have been published on the clinical use of carbenoxolone.*

BIOGASTRONE

Carbenoxolone sodium tablets *heal* gastric ulcers

DUOGASTRONE

Carbenoxolone sodium capsules *heal* duodenal ulcers



Further information is available from Berk Pharmaceuticals Limited Shalford, Surrey, England.



The Queen's Award to Industry 1972 to Biorex Laboratories Limited for Technological Innovation in the Development and Production of the drug carbenoxolone sodium for the treatment of ulcers. Made under licence from Biorex Laboratories London.

British Patent numbers 843133, 1093286 *Registered trade mark. J4368

The single solution

for parenteral nutrition

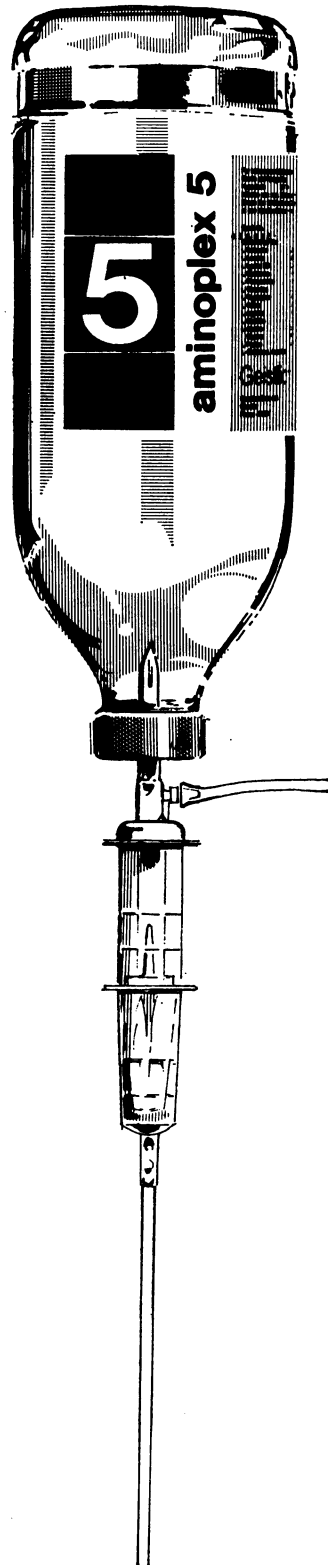
Aminoplex 5

1 litre three times per day provides 15g. of utilisable nitrogen and 3000K calories; the nutrient content being derived from synthetic L-Form amino acids, sorbitol and alcohol.

Geistlich Chester

*In co-operation with Salvia-Werk
G.m.b.H., Homburg/Saar, W. Germany.*

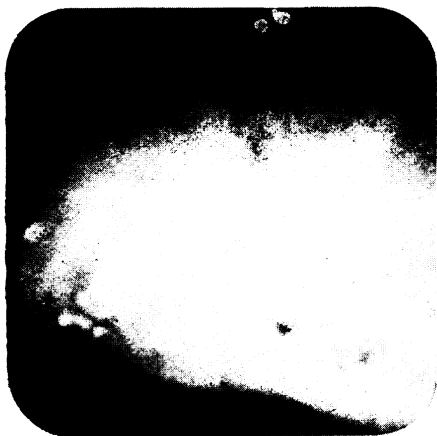
Medical literature
available from:
Geistlich Sons Ltd.,
Newton Bank,
Long Lane,
Chester CH2 3QZ.
Telephone
Chester 47534-7



ENDOSCOPY SHOWS THAT DE-NOL HEALS ULCERS



Endoscopy, widely accepted as the most objective means of assessing ulcer therapies, has shown the effectiveness of De-Nol in a number of clinical trials.



The Duodenal ulcer of a middle aged woman at initial examination.



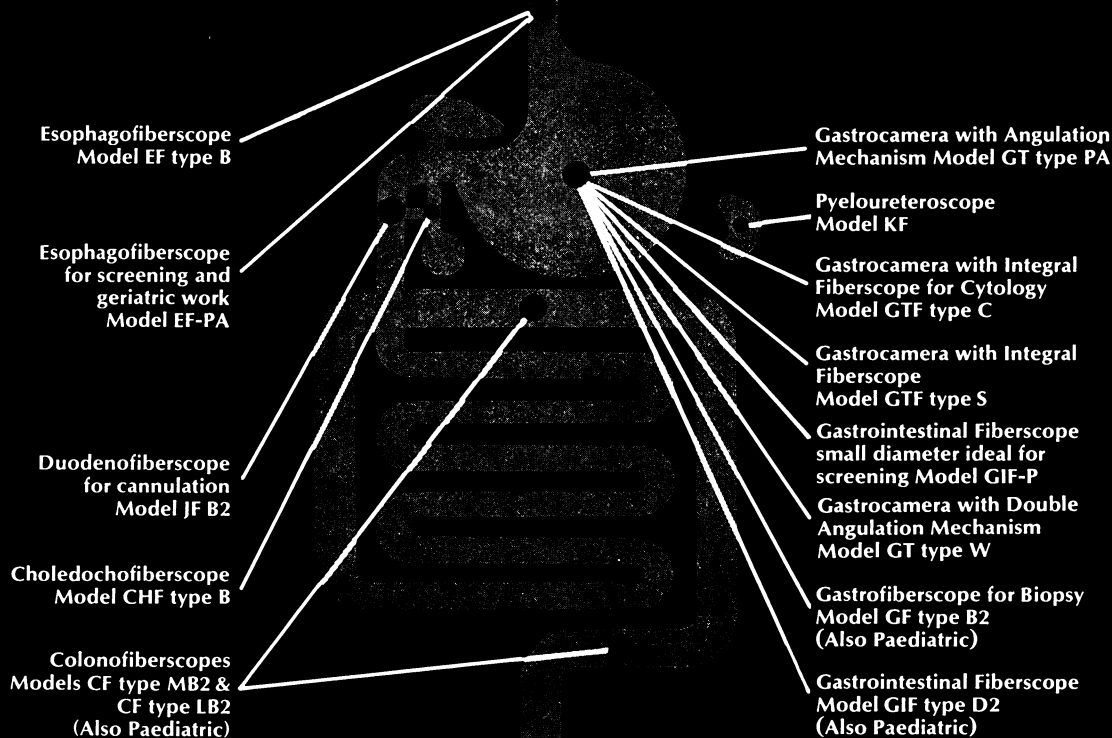
The same patient 8 days after onset of De-Nol therapy following the formation of the protective layer and commencement of healing.

- High cure rates – *up to 96%
- Rapid pain relief
- No electrolyte imbalance

*Indust. Med. & Surg., Jan, 1966 U.S.A.

Full information on De-Nol (tri-potassium di-citrate bismuthate) is available on request :
Brocades (Great Britain) Limited, West Byfleet, Surrey. Tel : Byfleet 45536





if gastroenterology interests you take a closer look

KEYMED boasts the most comprehensive fund of expertise in fiberoptic endoscopy.

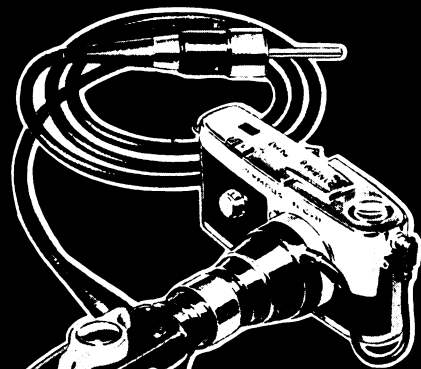
Olympus instruments: Olympus, world leaders in fiberoptic endoscopes – cover more specialities than any other, with the finest instruments.

The first – and only range of accessories designed specifically for endoscopists – the endoscopy trolley, cleaning unit, security storage cupboard, etc. all by Keymed.

KEYMED *the specialist service for endoscopy equipment.*

KEYMED

specialised medical equipment limited



KeyMed House
Stock Road Southend-on-Sea SS2 5HQ
Further information can be simply obtained by using the
KEYMED Free Post Information Service,
addressing envelope without postage to:
Keymed Free Post Southend-on-Sea SS2 4BR.

*Specialised services
for medicine and industry*

S.O.S.

Crises can cause ulcers Switch to Caved~S Now!

The energy crisis! Industrial Go-Slows! The three day week!
Rising prices and commodity shortages, all may contribute to
the anxiety and stress so often associated with
gastro-intestinal disorders.
However, you may continue to give your ulcer patients
effective treatment economically with Caved S.

CAVED~S SAVES Caved S heals both peptic and
duodenal ulcers at lower cost than other
therapeutic agents.

CAVED~S SAVES Caved S saves your patients from
unpleasant side-effects whilst healing
their ulcers even at high dosages.

CAVED~S SAVES Caved S helps save your patients from
the chance of a relapse, the dosage
being easily adjusted to match the
severity of the condition.

Composition:
Liquorice (not more than 3% glycyrrhizic acid) 380mg
bismuth subnitrate 100mg, alum, hydrox. gel 100mg,
light mag. carb 200mg, sod. bicarb. 100mg frangula bark
30mg, brown tab.

Effective and economic on high dosage

CAVED~S

the ulcer fighter





Converts to Noxyflex are legion among concerned clinicians and senior sisters throughout the country. To them we do not preach. To others we speak of the singular effectiveness of Noxyflex against the intrusion of bacteria. When Noxyflex is applied directly to the site of existing or threatened infection (irrespective of sensitivity to any other anti-bacterial agent) its performance is impressive. Our literature carries the weight of extensive clinical evaluation. Have you copies?

Its uses, and users, increase.

Noxyflex

Geistlich Chester

When there is an abdominal problem

the Clinical Pathology Laboratory of Searle Diagnostic can help you to reach a firm diagnosis through the use of its comprehensive, reliable and *fast* assay service.

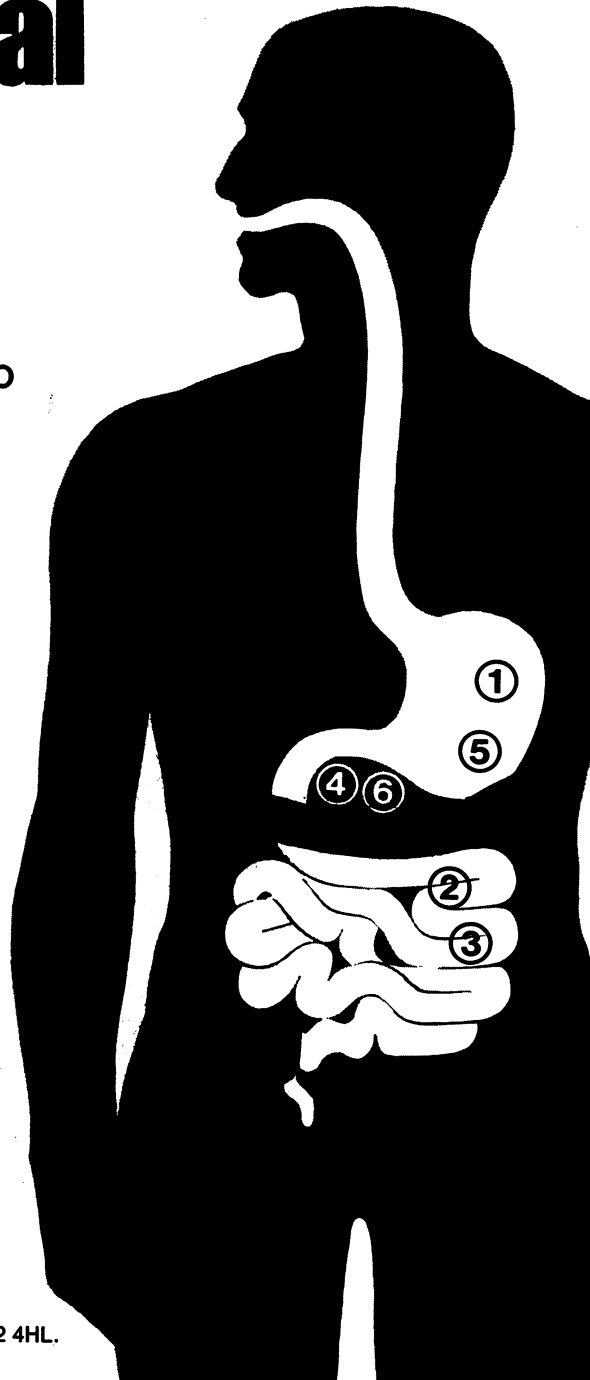
Assays for the gastroenterologist include

- ① GASTRIN
- ② VITAMIN B₁₂
- ③ FOLIC ACID
- ④ INSULIN
- ⑤ ENZYMES
- ⑥ GLUCOSE TOLERANCE

For full details of the assay services offered please write to

SEARLE DIAGNOSTIC

Lane End Road, High Wycombe, Bucks, HP12 4HL.
Telephone: High Wycombe 21124



The preferred steroid

Cortenema is the first suspension of hydrocortisone to be presented for use as a retention enema. For local treatment of ulcerative colitis, hydrocortisone is preferable to prednisolone.

*It produces the desired therapeutic effect with less risk of systemic side effects due to absorption.

Ready-to-use unit dose

Cortenema is presented as a one-piece disposable unit made up of a soft plastic bottle with a lubricated nozzle. Each bottle contains a unit dose - 60 ml of solution (equivalent to 100 mg hydrocortisone as alcohol).

One-squeeze instillation

No holding up, no rolling up. One slow, steady squeeze of the Cortenema bottle is sufficient to discharge the entire dose into the rectum.

No regurgitation

The nozzle of the Cortenema bottle incorporates a non-return valve to prevent regurgitation of the enema.

Easier for the patient

Cortenema is now the most convenient enema available for self-administration in ulcerative colitis.

It is more acceptable to the patient, much easier to apply and therefore increases the probability of successful therapy.

*Reference: *Brit. med. J.* (1960), *I*, 464.

CORTENEMA

the new hydrocortisone retention enema



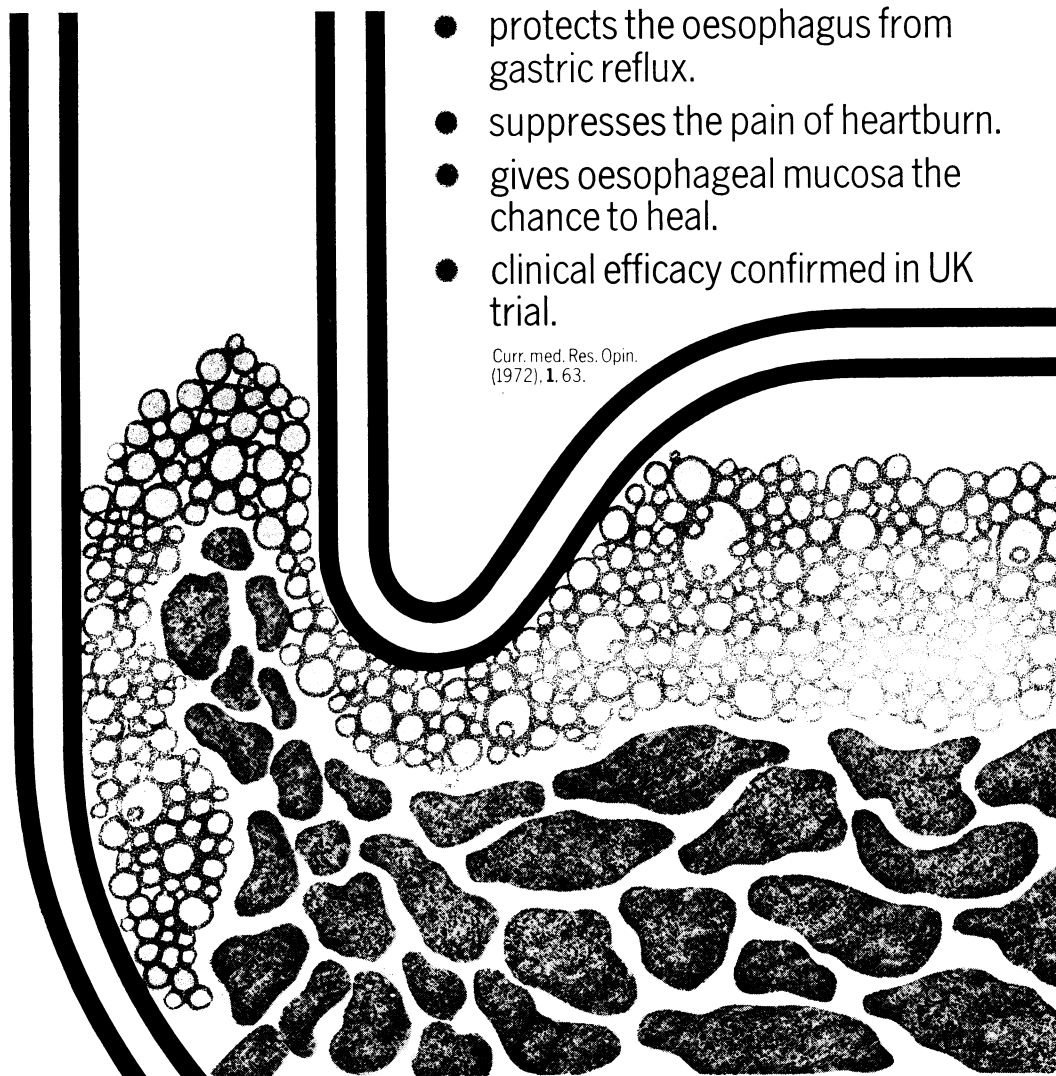
**ONE SQUEEZE
INSTILLATION ENEMA.**

Full information is available on request. Bengue & Company Limited, Alperton, Wembley, Middlesex HA0 1TX.

Manufactured under Licence from Rowell Laboratories Inc. Baudette, Minnesota, U.S.A.

GAVISCON[®]

caps everything in heartburn



- protects the oesophagus from gastric reflux.
- suppresses the pain of heartburn.
- gives oesophageal mucosa the chance to heal.
- clinical efficacy confirmed in UK trial.

Curr. med. Res. Opin.
(1972), 1, 63.

Further information is available on request from:

Reckitt & Colman
Pharmaceutical Division, Hull, HU8 7DS.



Digestion

International Journal of Gastroenterology

Contents Vol. 9, No. 5, 1973

Pathogenesis and Geographic Distribution of Chronic Pancreatitis

Symposium on the occasion of the 9th Congress of the 'Association des Sociétés Nationales Européennes et Méditerranéennes de Gastro-Entérologie', Paris, July 10, 1972, under the direction of *Henri Sarles*

<i>Sarles, H.</i> (Marseille): An International Survey on Nutrition and Pancreatitis	389
<i>Ammann, R. W.; Hammer, B., and Fumagalli, I.</i> (Zurich): Chronic Pancreatitis in Zurich. 1963-1972. Clinical Findings and Follow-up Studies of 102 Cases	404
<i>Gastard, J.; Joubaud, F.; Farbos, T.; Loussouarn, J.; Marion, J.; Pannier, M.; Renaudet, F.; Valdazo, R.; and Gosselin, M.</i> (Rennes): Etiology and Course of Primary Chronic Pancreatitis in Western France	416
<i>Ishii, K.; Nakamura, K.; Takeuchi, T., and Hirayama, T.</i> (Tokyo): Chronic Calcifying Pancreatitis and Pancreatic Carcinoma in Japan	429
<i>Moshal, M. G.</i> (Durban): A Study of Chronic Pancreatitis in Natal	438
<i>Marks, I. N.; Bank, S., and Louw, J. H.</i> (Cape Town): Chronic Pancreatitis in the Western Cape	447
<i>Uys, C. J.; Bank, S., and Marks, I. N.</i> (Cape Town): The Pathology of Chronic Pancreatitis in Cape Town	454

*Special **reduction**
in price*
to clear remaining stock

**Selected Writings of
Sir Arthur Hurst (1879-1944)**

Demy Octavo Cloth bound 218 pages

Published in 1970 Price £2.00—**now reduced to:**

Price £1.00 including postage

ORDER NOW from The Publisher

British Medical Journal,
BMA House, Tavistock Square,
London WC1H 9JR.

The Cell and Cancer

The Proceedings of a Symposium organized by the Royal College of Pathologists

Edited by A. R. Currie

Experimental alteration of the phenotype of animal cells *in vivo* CHARLES B. HUGGINS

The cell—Molecular pathology of the cancer cell JOHN PAUL and IVOR HICKEY ● Human genetic markers as tracers of tumour histogenesis PHILIP J. FIALKOW ● Cell hybridization and cancer J. F. WATKINS ● The mitotic cycle and cell population control L. F. LAMERTON ● Some studies on early embryonic development relevant to the study of cancer H. R. WOODLAND ● Ligand-induced redistribution of membrane macromolecules: some possible implications for cancer MARTIN C. RAFF and STEFANELLO de PETRIS ● Death in normal and neoplastic cells A. H. WYLLIE ● Lysosomes in cancer cells A. C. ALLISON

The neoplastic cell—The effects of steroid hormones and carcinogens on the interaction of membranes with polysomes B. R. RABIN, CAROL A. BLYTH, DELMA DOHERTY, R. B. FREEDMAN, ANNE ROOBOL, G. SUNSHINE, and D. J. WILLIAMS ● Effects of tumour viruses on cell growth M. G. P. STOKER ● Hormones and neoplasia A. P. M. FORREST

Tumour immunity—The lymphoid system and experimental neoplasias A. J. S. DAVIES, B. J. WESTON, R. L. CARTER, and T. A. CONNORS ● The role of macrophages in tumour immunity PETER ALEXANDER ● The role of circulating antibody in the control of metastases M. G. LEWIS

Tumour differentiation—Differentiation in breast cancer STRETTON YOUNG, LILLIAN S. C. PANG, and IAIN GOLDSMITH ● Tumours of the lymphoreticular system: nomenclature, histogenesis and behaviour N. F. C. GOWING ● Enzymes and histological differentiation of tumours C. C. BIRD

Tumour-associated products—Nature and significance of the antigens associated with human gastrointestinal tumours P. BURTIN ● Clinical value of tumour-associated antigens A. MUNRO NEVILLE ● Tumour-associated hormonal products J. LANDON, J. G. RATCLIFFE, LESLEY H. REES, and A. P. SCOTT

Price £2.25 (U.S.A. \$6.75) including postage

This publication can be ordered now from

The Publishing Manager, BRITISH MEDICAL JOURNAL, B.M.A. House,
Tavistock Square, London WC1H 9JR.